



# NEW JERSEY ENVIRONMENTAL INFRASTRUCTURE FINANCING PROGRAM

Amended Proposed Drinking Water  
Priority System, Intended Use Plan, and Project Priority List  
for  
Federal Fiscal Year 2024/State Fiscal Year 2025

DWSRF Base  
DWSRF General Supplemental  
DWSRF Emerging Contaminants  
DWSRF Lead Service Line Replacement



New Jersey Department of Environmental Protection  
Water Resource Management

April 2024

---

## Contents

<b>Executive Summary .....</b>	<b>4</b>
<b>Program Highlights for SFY25! .....</b>	<b>6</b>
Enhanced Assistance for Disadvantaged Communities (DACs).....	6
Build American Buy America Act (BABA).....	7
Climate Change .....	7
Updated Program Application Guidance and Resources.....	7
<b>Program Description .....</b>	<b>8</b>
Program Goals.....	8
Drinking Water Financing Timeline.....	8
Short Term and Long-Term Loans.....	8
Application .....	9
Loan Awards.....	9
DEP & I-Bank Fee.....	9
WIFIA .....	10
I Bank Interest Subsidy Loans .....	10
Sponsors Under State Supervision .....	10
Source and Use of Funds .....	10
Bipartisan Infrastructure Law (BIL) .....	11
American Rescue Plan Act (ARPA).....	12
Drinking Water Borrower Eligibility .....	13
Drinking Water Project Eligibility .....	13
Technical Assistance Program (NJ-TAP).....	15
<b>Funding Packages .....</b>	<b>16</b>
Principal Forgiveness Funds.....	16
SYF23 Funding Packages and PF Opportunities .....	17
Base DWSRF.....	17
Enhanced Base DWSRF .....	17
High Rank Affordability Projects.....	18
Lead Service Line Replacement.....	19
Emerging Contaminants.....	21
Climate Change/ Resilience or Projects to Comply with Multiple MCLs (ARPA) .....	23
Very Small Water System Program (water systems serving 1,000 or less).....	24

Nano Loan Program (water systems serving 10,000 or less) .....	25
<b>Supplemental Information .....</b>	<b>26</b>
Financial Relationships between the CWSRF and the DWSRF .....	26
Additional SRF Provisions .....	26
<b>Appendix 1: Drinking Water Project Ranking Methodology .....</b>	<b>281</b>
Category A. Compliance with the SDWA and Protection of Public Health .....	29
Category B. Environmental Justice Economic Overburdened Community Criteria .....	31
Category C. Smart Growth Approvals.....	31
Category D. Population.....	32
Category E. Established Local Employment Program.....	32
<b>Appendix 2: Drinking Water Affordability Criteria .....</b>	<b>33</b>
<b>Appendix 3: Federal Fiscal Year 2024 and State Fiscal Year 2025 Project Priority List .....</b>	<b>36</b>



## Executive Summary

---

Protecting and enhancing New Jersey's water quality and water infrastructure is vital to the State's health and economy. While often taken for granted, significant planning and investment is required to sustain and improve New Jersey's aging infrastructure systems. That cost often exceeds the capabilities of public water systems.

Established in 1988, the Water Bank is a partnership between the Department and the I-Bank to provide low-cost financing for the design, construction, and implementation of projects that help to protect, maintain, and improve water quality. The Water Bank administers New Jersey's Clean Water State Revolving Fund (CWSRF) and Drinking Water State Revolving Fund (DWSRF) under the federal Clean Water Act and Safe Drinking Water Act, respectively. The State Revolving Fund (SRF) is a revolving/self-perpetuating loan program, in that SRF loan repayments are committed to finance future projects in perpetuity.

The priorities and policies of the Water Bank are established in the Intended Use Plans (IUPs). The Priority System/IUP document must be developed annually, undergo a public participation process, and be approved by the US Environmental Protection Agency (USEPA) for the State to qualify for SRF capitalization grants to support the Water Bank. This Federal Fiscal Year (FFY) 2024/State Fiscal Year (SFY) 2025 IUP provides information on how drinking water funds, available through the Department and the I-Bank, will be used to provide financial assistance for drinking water projects and identifies State policies governing loan awards. Projects eligible for financing include a wide variety of drinking water treatment, including projects to address lead exposure in drinking water, violations of the maximum contaminant levels, unregulated contaminants, acute health effects (e.g., Surface Water Treatment Rule requirements).

In SFY25, the Water Bank will continue to offer very attractive low-cost financing packages, including principal forgiveness (or grant-like funding), interest-free loans, and low interest loans for projects as described in further detail below. Note that the long-term funding packages outlined in this Intended Use Plan are subject to appropriation of funds by the State of New Jersey. For FFY24 and SFY25, a Summary of Available Funding Packages is provided in the following table:

## Summary of Funding Package Details

Drinking Water Funding Packages	PF Share	PF Cap per Applicant	Projected PF Available	DEP Share (Loan + PF)	I-Bank Share
Base DWSRF- Public	-	-	-	50%	50%
Base DWSRF- Investor-Owned	-	-	-	50%	50%
Enhanced Base DWSRF (AC Score 100 or less)	-	-	-	75%	25%
Lead Service Line Replacement w/ no PF	-	-	-	80%	20%
Emerging Contaminants w/ no PF	-	-	-	75%	25%
High Rank Affordability Projects	100%	\$10M	\$20M	75% Min	25% Max
DW Affordability Projects	100%	\$2-\$4M <sup>1</sup>	\$20M	75% Min	25% Max
Nano (serving 10,000 customers or less)	50%	\$1M	\$7M	75% Min	25% Max
Very Small Water Systems (serving 1,000 or less)	100%	No cap	\$6M	-	-
Lead Service Line Replacement	50-80%	\$10-\$16M <sup>1</sup>	\$92M	75-90% Min	25-10% Max
Emerging Contaminants (including PFAS)	100%	\$2M	\$34M	75% Min	25% Max
Climate Change/ Resilience or Projects to comply with Multiple MCLs (ARPA)	80%	\$20M	\$5M	90% Min	10% Max

1. PF Caps for LSLR and DW Affordability are tiered by Affordability Score.

# Program Highlights for SFY25!

---

## Enhanced Assistance for Disadvantaged Communities (DACs)

Historically, New Jersey's low-income communities and communities of color have been subject to a disproportionately high number of environmental and public health stressors, including pollution from numerous industrial, commercial, and governmental facilities located in those communities and, as a result, suffer from increased adverse health effects including, but not limited to, asthma, cancer, elevated blood lead levels, cardiovascular disease, and developmental disorders.

The NJ Water Bank will continue to use the Affordability Criteria developed in SFY 2023, which better aligns the Clean Water Affordability Criteria with the Drinking Water Disadvantaged Community criteria and the Environmental Justice Law's **economic criteria** for overburdened communities. For projects sponsored by borrowers that meet the [Drinking Water Affordability Criteria](#), the DWSRF will set aside principal forgiveness for eligible drinking water projects for emerging contaminants, lead service line replacement and other high priority projects as described in further detail below. These sponsors are also eligible to participate in the Drinking Water Technical Assistance Program (NJ-TAP). The program has developed additional resources for sponsors participating in this program:

- Participating sponsors are now eligible to receive up to \$2 million in grants for planning and design activities for eligible drinking water capital improvement projects.
- Participating sponsors will also be guaranteed at least \$2 million in PF or the best available funding package for their capital improvement project at the time of loan certification.

For SFY25, the NJWB has also developed tiered Affordability funding packages to provide additional financial assistance to the most disadvantaged communities and has created an Enhanced Base DWSRF funding package for applicants who do not meet the Affordability Criteria but are below the state average MHI. New funding packages are as follows:

- Tier AC2 CSO Affordability and Affordability Packages maintain generous principal forgiveness for sponsors with an Affordability Score of 66 to 80 and sponsors with Affordability Scores of 81 or above that meet the Environmental Justice Economic Overburdened Community Criteria.
- Tier AC1 CSO Affordability and Affordability Packages provide additional principal forgiveness caps for sponsors with an Affordability Score of 65 or below.
- Sponsors with Affordability Scores of 100 and under are eligible for the Enhanced Base DWSRF Package which consists of loan funding equivalent to 75% DEP loan and 25% I-Bank's AAA Market Rate financing.

Note: Affordability Scores calculated in accordance with the Affordability Scoring Methodology (see Appendix 2) are rounded down to the closest integral.

Over SFY25, the Department will continue to engage stakeholders to work on the Affordability Criteria and implementation of changes in scoring. The Department expects to update data used for Affordability Criteria Scores in SFY26 using 2020 Census data. The updated scores will become available during the engagement process for the Affordability Criteria (AC). Current AC scores can be found on the WIIP website at ([dep.nj.gov/resources](https://dep.nj.gov/resources)).

## Build American Buy America Act (BABA)

Congress passed BABA in 2021 concurrently with the Bipartisan Infrastructure Law (BIL). For SRF recipients, BABA expands existing American Iron and Steel (AIS) domestic preference requirements to include construction materials and manufactured products. The Department recognizes this is a new and complex provision, and will work closely with project sponsors and the USEPA to provide appropriate guidance, technical assistance, and training. In SFY 2024, the NJWB sponsored a USEPA BABA webinar, which can be found on the [Water Infrastructure Investment Plan \(WIIP\) website](#). The NJWB expects to continue similar technical assistance efforts for BABA.

USEPA BABA Guidance (<https://www.epa.gov/cwsrf/build-america-buy-america-baba>)

## Climate Change

New Jersey is already experiencing many of the impacts of climate change such as increasing temperatures, rising sea levels, and more frequent and intense storms. In July 2019, Governor Murphy signed into law amendments to the Global Warming Response Act (GWRA) reaffirming New Jersey's commitment to climate action. First passed in 2007 and since amended to enhance the state's response, the GWRA introduced a fixed goal of reducing greenhouse gas emissions by 80% from their 2006 levels by 2050.

The Department has published "[Building Resilient Water Infrastructure, Climate Change Resilience Guidance for New Jersey's Clean Water & Drinking Water State Revolving Funds](#)." This document establishes climate impact standards to assess resilience of project alternatives and include resilience as a consideration within the alternatives analysis which are required elements for new projects seeking State funding through the Water Bank, beginning SFY 2024. The Water Bank will also be informed by data in the following reports and documents and in evaluating the technical, environmental, and financial feasibility of proposed projects:

- [2020 New Jersey Scientific Report on Climate Change](#)
- [Sea Level Rise Guidance for New Jersey](#)
- [State of New Jersey Climate Change Resilience Strategy](#)

*Projects implementing climate resilience measures will receive an additional 150 priority points if the resilience components represent a significant amount of the overall project activities. See Eligible Projects to learn what kinds of projects qualify.*

Projects implementing climate resilience measures will receive 150 priority ranking points if the resilience components represent a significant amount of the overall project activities. Resilience measures for drinking water infrastructure projects must apply the best available and most geographically relevant climate information, projections, and standards.

## Updated Program Application Guidance and Resources

The New Jersey Water Bank has begun modernizing its public facing content, including its website, guidance, and IUPs to be more user friendly and include all up to date information about the program. [The Water Infrastructure Investment Plan website](#) now includes information about the Program's application and review process and BIL financing, including the [Spending Dashboard](#), which shows a breakdown of funding sources and investments administered for Fiscal Year 2023 onwards.

The Program also developed a comprehensive [SRF Applicant Guidance](#) to assist applicants with program navigation with a step-by-step Program Pathway that explains the process of financing from conception to review to long-term loan closing. The Department will continue to update and modernize its [guidance and forms](#) on its WIIP website.



# Program Description

---

## Program Goals

### Short-term:

- Provide funding to necessary, construction ready, highly ranked drinking water capital improvement projects.
- Incorporate resilience guidance using the best available and most geographically relevant climate information, projections, and standards in evaluating the technical, environmental, and financial feasibility of proposed projects.
- Provide DWSRF financial incentives and technical assistance to disadvantaged communities with the goal of meeting the Justice40, government-wide initiative to facilitate the delivery of 40 percent of overall benefits of relevant federal investments to disadvantaged communities.

### Long-term:

- Provide capital for water infrastructure to protect public health and the environment for multiple generations of New Jersey citizens.
- Continue serving as the Garden State's premier source of environmental infrastructure financing through self-sustaining, efficient, and transparent programs.
- Establish and efficiently manage a permanent source of funding for clean water and drinking water infrastructure projects.
- Provide project financing at a much lower cost than program participants could achieve individually thereby passing substantial savings on to New Jersey taxpayers and rate payers.
- Increase access to capital markets for those participants that find it difficult or expensive on their own, due to lower credit ratings or a lack of familiarity with debt financing.

## Drinking Water Financing Timeline

For the DWSRF SFY25 program, project funding and principal forgiveness will be awarded to projects on a readiness to proceed basis. While all projects that meet the NJWB requirements and are ready to proceed are expected to be able to receive a DWSRF loan in SFY25, the ability of the NJWB to continue to finance all qualifying projects in the future is uncertain because of a steady increase in program demand. As such, if the Department determines that there is a shortage of available funds, the Department will utilize the remaining funds for high priority projects in accordance with the existing ranking methodology.

- Applications will be accepted any time of the year. There are no submission deadlines.

## Short Term and Long-Term Loans

All projects are encouraged to secure short-term loans at the time of execution of an engineering design contract for the entirety of the project (planning, design, and construction). Funding will be committed upon certification of each operable segment and satisfaction of the program's credit worthiness standards. Such loans are currently available for terms of up to 5 full fiscal years.



At the time a project is at or near construction completion, long-term financing will be issued. For short-term loans issued upon certification of engineering contracts, long-term financing terms are established consistent with the IUP operative at the time of certification of the construction contract. For construction loans issued at the time of certification of construction contracts, long-term financing terms are established consistent with the IUP operative at the time of short-term loan closing. For applicants financing the cost of construction through non-Water Bank sources or self-funding, long-term financing terms are established consistent with the IUP operative at the time of the long-term loan closing.

Loan Issues Upon	Applicable Financing Term Year
Certification of engineering contract	Date of certification of construction contract*
Certification of construction contract	Date of construction loan closing

\*If a project has multiple operable segments, various financing year terms may apply to a single project loan which are set at the time of each contract certification. An operable segment is a project component that is capable of independent operation and testing.

## Application

All applications are submitted on the H2LOans website (<https://www.h2loans.com/home>). For security reasons, the project sponsor's authorized official will need to call the Water Bank at 609-219-8601 to create an H2LOans account. The authorized official can then designate a project manager (authorized representative) to submit required information. Rolling applications are accepted any time of the year.

## Loan Awards

Loan awards for new projects will be made in SFY25 in accordance with N.J.A.C. 7:22-3, 4, and 5 9 (<http://www.nj.gov/dep/dwq/722.htm>). The loan term for DWSRF projects will be up to 30 years and in some project circumstances, the Water Bank may consider loan terms of up to 35 years. In either case, the loan term cannot exceed the useful life of the project.

Local government units are required to meet the technical, administrative, and environmental provisions of the rules of the Department and the Water Bank (N.J.A.C. 7:22-3, 4, 5, 8, 9, and 10 <http://www.nj.gov/dep/dwq/722.htm>). Disbursement and loan repayment provisions must be consistent with the rules.

## DEP & I-Bank Fee

In accordance with the USEPA Policy on Fees Charged on Assistance Provided Under the SRF Programs, states must disclose information regarding the assessment and use of any fees associated with SRF activities that are passed on to the program participants. In New Jersey, the Department reserves 4% of the annual SRF capitalization grant to cover a portion of the administrative costs of administering the program. In addition, the annual legislation for the SFY 2006 Program established a "Department Loan Origination Fund" that is administered by the Water Bank. The Department now has a stable fixed fee of 2% of the project costs. No SRF funding is involved in the Department's loan origination fee. The Department's loan origination fee is not included in the principal amount of the CWSRF and DWSRF loan and is accounted for separately.

The I-Bank's loan is issued at the same market interest rate as the I-Bank obtains from the sale of its bonds. Rather than bonding for the eligible closing costs associated with each financing, the I-Bank charges the borrowers a one-time charge of 0.1% of the principal I-Bank loan amount to partially cover the costs associated with that particular series' bond issuance expenses. These costs include such activities as: bond counsel, financial advisor, rating agencies, printing and publishing of the Notice of Sale, the Preliminary Official Statement, the Official Statement, and other

costs related to the I-Bank’s bond sale. In addition, I-Bank will charge long-term SFY25 Borrowers an administrative fee of up to 0.17% per annum on the total original loan amount. This fee will be uniformly applied annually to all Borrowers receiving loans in the SFY25 Financing Program for the duration of each loan. Administrative fees of .15% of the total original loan amount collected from Borrowers of all financing program years may be utilized to fund the I-Bank’s activities as enumerated in the SFY25 operating budget, or provide loans, credit collateral, or match funds for the Program as appropriate or needed. The balance of the Administrative fees collected (up to .02% of total original loan amount) shall be set aside and dedicated to assist communities that meet the environmental justice economic overburdened community or affordability criteria with early technical assistance to develop and support the success of capital projects. The I-Bank’s annual administrative fee is not included in the principal amount of the loan and is held in an account outside of the SRF. Changes to the Water Bank’s fee annual structure is subject to all applicable approvals and publication in the SFY25 Financial Plan in May of 2024.

WIFIA

The I-Bank intends to use WIFIA loan funds in addition to the funds the I-Bank secures through the issuance of tax-exempt bonds. The use of WIFIA loan funds offers several potential advantages over tax-exempt bonds, including lower interest rates, call options, and structuring flexibility. All borrowers in the pool of projects financed with WIFIA loan funds would still receive a long-term loan package with a blended interest rate no greater than if the I-Bank used its AAA market rate bonds for its portion of project financing as described in the applicable IUP.

I Bank Interest Subsidy Loans

In addition to the WIFIA funds discussed above, the I-Bank may also leverage a portion of funds appropriated to the Department to create additional SRF savings for the Department by blending the appropriated funds into loan packages for the I-Bank’s portion of project financing. All borrowers receiving these appropriated funds in their loan packages would still receive a long-term loan package with a blended interest rate no greater than if the I- Bank used its AAA market rate bonds for its portion of project financing as described in the applicable IUP.

Sponsors Under State Supervision

The Department may make a loan for 100% of the allowable project costs to: (a) municipalities that do not satisfy the New Jersey Infrastructure Bank credit policy but are subject to State financial supervision and oversight pursuant to the “Local Government Supervision Act (1947),” P.L.1947, c.151 (C.52:27BB-1 et seq.), or (b) municipal, county, or regional sewerage authorities, or utilities authorities, that do not satisfy the New Jersey Infrastructure Bank credit policy but where the municipal participant through its service agreement with the authority or utility is under State financial supervision and oversight pursuant to the “Local Government Supervision Act (1947),” P.L.1947, c.151 (C.52:27BB-1 et seq.), and the repayment obligation of the authority or utility is secured by the full faith and credit of the participating municipality pursuant to the service agreement.

Source and Use of Funds

The following table represents estimated amounts available from prior program years and anticipated uses for the SFY 2024 and SFY25 Drinking Water SRF Program:

SFY24 Financing Program		SFY25 Financing Program	
<b>Anticipated Sources:</b>		<b>Anticipated Sources:</b>	
Funds Available from prior years	\$316M	Funds Available from prior years*	\$399M
Repayments from prior years' loans	\$43M	Repayments from prior years' loans	\$43M
FFY23 DWSRF Grant	\$9M	FFY24 DWSRF Grant	\$8M
State Match for FFY23 DWSRF Grant	\$2M	State Match for FFY24 DWSRF Grant	\$2M
FFY23 BIL GEN Grant	\$37M	FFY24 BIL GEN Grant	\$41M
State Match for FFY23 BIL GEN Grant	\$3M	State Match for FFY24 BIL GEN Grant	\$8M
FFY23 BIL EC Grant CW Transfer	\$14M	FFY24 BIL EC Grant	\$14M
FFY23 BIL Lead Grant	\$83M	FFY24 BIL Lead Grant	\$83M
<b>Subtotal:</b>	<b>\$507M</b>	<b>Subtotal:</b>	<b>\$598M</b>
Anticipated I-Bank Share	\$146M	Anticipated I-Bank Share	\$113M
<b>Total Program Sources:</b>	<b>\$653M</b>	<b>Total Program Sources:</b>	<b>\$711M</b>
<b>Anticipated Uses:</b>		<b>Anticipated Uses:</b>	
Projects to be Financed in SFY24	\$248M	Projected Loan Closings	\$450M
FFY23 Grant Administrative	\$6M	FFY24 Grant Administrative	\$6M
<b>Total Program Uses:</b>	<b>\$254M</b>	<b>Total Program Uses:</b>	<b>\$456M</b>
<b>Remaining Non-Obligated Funds*</b>	<b>\$399M</b>	<b>Remaining Non-Obligated Funds</b>	<b>\$255M</b>

\*While the Program shows remaining non-obligated funds for use in the following year, the Program must clarify that funds are reserved for “soft commitments” which cannot be shown on this table due to the EPA’s reporting policy. Soft commitments are funds for projects that have not yet closed on a loan but have at least received Authorization to Advertise or are operable segments of a project that has at least received Authorization to Advertise. This approach supports long-term project completion by ensuring funds are available for projects which have completed planning and design activities and allows borrowers to wait until completion of construction to begin repaying the loan. This also provides ample support for disadvantaged communities (DACs), recognizing that these communities often face longer timelines to mobilize resources and advance through the Program.

The DWSRF soft commitments, currently totaling approximately \$476 million, are considered by the Department to be the equivalent status of obligated funds, meaning the total Program funding commitments for SFY24, including projects financed and soft commitments, is approximately \$724 million. In SFY25, the projected loan closings include the closing of loans for soft commitments and currently non-obligated projects. The needs in the State continue to outweigh the

availability of funds. New Jersey is committed to maximizing federal funding utilization and prioritizing DACs through strategic financing policies and technical assistance programs to ensure the state's infrastructure needs are addressed, providing favorable financing packages for projects ready to advance, and securing resources for high-priority and DAC-related projects.

### *Bipartisan Infrastructure Law (BIL)*

On November 15, 2021, President Joe Biden signed the BIL, which the Department estimates could provide nearly \$1 billion in funding over the law's five-year appropriation to New Jersey's Clean Water and Drinking Water SRFs. For SFY25, New Jersey's SRFs expects a total allocation of \$240 million, which includes \$102 million for the Clean Water SRF and \$138 million for the Drinking Water SRF. The SFY25/FFY24 Drinking Water SRF BIL funds will be awarded in three separate capitalization grants, one estimated in the amount of \$41 million to be used for any eligible drinking water project (DW BIL GEN), the second in the amount \$14 million to be used for projects that address emerging contaminants (DW BIL EC), and the third in the amount of \$83 million to be used for projects that address lead (DW BIL LSLR).

### *American Rescue Plan Act (ARPA)*

New Jersey's SFY 2023 budget allocated \$300 million of ARPA funds to the Department to make transformative investments in critical water infrastructure upgrades. The Department set aside \$45 million of the allocation to make principal forgiveness loans to certain Drinking Water SRF eligible projects to address climate change and resilience or projects to address multiple maximum contaminant level violations as described in further detail below. The Department expects to obligate \$40 million to Drinking Water SRF eligible projects in SFY24 and carryover \$5 million for obligation in SFY 2025. The ARPA funds must be obligated to projects through funding agreements executed before December 31, 2024, and all funds must be disbursed to project sponsors by December 31, 2026. Therefore, these funds will be obligated to eligible drinking water projects on a readiness to proceed basis and any remaining SFY24 funds will be carried over for use in SFY25.

Additionally, the Department set aside \$250 million of the SFY 2023 allocation to make principal forgiveness loans to applicants sponsoring eligible Combined Sewer Overflow (CSO) projects listed on CSO Long Term Control Plans (LTCP) submitted to the Department. The Department expects \$230 million of this set aside to be obligated by the end of SFY24 and will use approximately \$20 million of this budget allocation to make principal forgiveness loans as described in the SFY25 Clean Water State Revolving Fund Intended Use Plan.

The remaining funds of approximately \$5 million are set aside for: (1) Projects that address contaminants in private residential wells; (2) Public Water System assessment, planning and design efforts which are likely to lead to the implementation of Drinking Water SRF eligible capital improvement projects; and (3) Water and Wastewater System 360-Degree Assessments that are expected to result in the identification and implementation of eligible Clean Water and Drinking Water State Revolving Fund capital improvement projects.

## Drinking Water Borrower Eligibility

Public community water systems, both privately and publicly owned, and nonprofit noncommunity water systems (as defined by the National Primary Drinking Water Regulations) are eligible for Water Bank assistance. Public community water systems owned by water commissions, water supply authorities, and water districts are also eligible. Federally owned systems and State-owned systems (State agencies, such as State Police, Parks and Forestry, and Corrections) are not eligible to receive Water Bank assistance. Project sponsors must satisfy the I-Bank and State of New Jersey creditworthiness standards to receive funding.

## Drinking Water Project Eligibility

### *Capital Improvements*

The main objective of drinking water funding is to protect public health in conformance with the objectives of the Safe Drinking Water Act. Types of eligible projects include:

- Projects to maintain compliance with existing regulations for contaminants with acute health effects (e.g., Surface Water Treatment Rule, Revised Total Coliform Rule) and existing regulations for contaminants with chronic health effects (e.g., Lead and Copper Rule)
- Full lead service lines replacement by eligible systems, with priority given to water systems that have exceeded the lead action level. Eligible water systems that do not exceed the lead action level but want to replace lead pipes in



*Jersey City MUA Water Main Replacement*

communities that meet New Jersey's Affordability Criteria are eligible for principal forgiveness in ranked order.

- Treatment of unregulated contaminants (contaminants that are currently not regulated under the SDWA rules, including contaminants of emerging concern for which there is no drinking water standard)
- Rehabilitate or develop sources to replace contaminated sources
- Treatment facilities
- Storage facilities
- Transmission and distribution pipes, including lead service line location and replacement, regardless of whether the system has ownership of the pipe. Drinking water service line eligible up to the isolation valve
- Projects that address the exceedance of a recommended upper limit for secondary contaminants.
- Purchase or consolidation (i.e., restructure) of a water system that is unable to maintain compliance for technical, financial, or managerial reasons
- Emergency Repair Projects that have been reported to the NJDEP Hotline to replace, in kind, the failure of an essential portion of a public water system that will disrupt water service to any number of the public water system's customers for a minimum of 24 hours total and/or poses a substantial threat to the public health, safety, and welfare. Replacement must be in kind or parallel such that there is no potential

environmental impact to the surrounding project area. A record of NJDEP Hotline contact is required to maintain project eligibility.

- Security Monitoring projects designed to improve security at otherwise funding-eligible drinking water facilities are eligible for funding, including but not limited to:
  - Fencing
  - Lighting
  - Motion detectors
  - Cameras
  - Secure doors
  - Alternative auxiliary power sources
  - Cybersecurity
- Climate Resilience for Drinking Water Infrastructure
  - Relocation/elevation of certain assets or entire facility above current/projected flood stage
  - Installation of flood attenuation, diversion, or retention infrastructure within or beyond the footprint of a treatment works that protects the treatment works including floodwater channels/culverts, green infrastructure, and natural systems capable of mitigating a storm surge (e.g., barrier beach and dune systems, tidal wetlands, and living shorelines)
  - Saltwater resistant equipment/components
  - Backup generators and fuel transport and storage tanks
  - Portable pumps
  - Physical hardening of electrical systems/equipment
  - Dry floodproofing of structures
  - Installation of redundant equipment/components

### *Asset Management Plans*

Projects to develop and implement asset management plans (AMP) are eligible for financing for all public community water systems regardless of if they are subject to the requirements of the Water Quality Accountability Act. The AMP loans must be rolled into a Water Bank capital improvement project or repaid in 2 years. Long-term financing terms are established consistent with the Intended Use Plan operative at the time of certification of the construction contract(s).

- NJDEP Asset Management Program ([www.nj.gov/dep/assetmanagement/](http://www.nj.gov/dep/assetmanagement/))
- NJDEP Asset Management Guidance and Best Practice ([www.nj.gov/dep/watersupply/pdf/guidance-amp.pdf](http://www.nj.gov/dep/watersupply/pdf/guidance-amp.pdf))

### *Planning & Design Loans*

The Program also offers short-term loans to cover the costs associated with planning and design of a water infrastructure project. Eligible costs include engineering fees, surveys, environmental or geological studies, and other costs related to project plan preparation. The loans must be rolled into a Water Bank capital improvement project or repaid in 2 years. Long-term financing terms are established consistent with the Intended Use Plan operative at the time of certification of the construction contract.

### *SAIL*

The Statewide Assistance Infrastructure Loan (SAIL) program is a disaster relief loan program designed for project sponsors that anticipate receiving FEMA or other federal disaster relief grants. The SAIL program's goal is to provide timely and cost-effective funds, in advance of federal reimbursements, to expedite and support the impacted communities' recovery and rebuilding of environmental infrastructure. SAIL finances projects within a declared disaster area to rebuild water systems directly impacted by a declared disaster as well as costs associated with improving the resiliency of Clean Water and Drinking Water systems.



## Technical Assistance Program (NJ-TAP)

To ensure this historic level of funding reaches disadvantaged and overburdened communities, the Water Bank Program has expanded its technical assistance program, which was previously directed at small systems into the NJ-TAP. The expanded Technical Assistance programs are designed to deploy early engineering and engagement assistance to communities that meet NJ's Affordability Criteria, overburdened communities identified on the list maintained by the Department pursuant to the Environmental Justice Law, N.J.S.A. 13:1D-159 (2021), and small and rural communities as defined by the USEPA. This assistance will help these communities understand the funding that is available, particularly principal forgiveness funds, refine their water infrastructure needs, facilitate communications within their communities, and navigate the Water Bank application and permitting process.

An online [Technical Assistance Request Form](#) is currently available on the Water Infrastructure Investment Plan (WIIP) webpage. Available technical assistance for drinking water includes:

- Asset Management Plan Development
- Technical, Managerial, and Financial Capacity Evaluation
- Capital Improvement Plan Development
- Lead Service Line Inventory Development
- Lead Line Replacement Law Compliance Assistance
- Lead Service Line Replacement Program Creation and Implementation
- Drinking Water Infrastructure Project Development
- Clean Water Infrastructure Project Development
- State Revolving Fund Loan Application Submittal Assistance
- Preliminary Technical Assistance (needs and fiscal assessments and public outreach)
- Early education and public engagement services

DACs are eligible for **FREE** technical assistance and **\$4 million to \$16 million** in grants and Principal Forgiveness (PF)!



Free Technical Assistance



Up to \$2M in  
Planning and Design  
Grants



\$2M or More in PF for  
Capital Improvement  
Project

DACs participating in the Technical Assistance program are eligible to receive up to \$2 million in grants for planning and design activities. The NJWB intends to use up to \$60 million in SFY22 to SFY25 water infrastructure state appropriation from funds for Clean Water and Drinking Water P&D grants. Sponsors receiving only PF or grants do not need to meet creditworthiness requirements or pay the DEP loan origination fee.

As further incentive for DACs to take advantage of Technical Assistance, the NJWB also intends to use up to \$60 million in SFY22 to SFY25 water infrastructure state appropriation funds for guaranteed PF and funds for capital improvement project sponsored by applicants participating in the Technical Assistance program. These funds will be awarded to Clean Water and Drinking Water projects on a readiness to proceed basis. This will ensure that funding will be available for DACs' projects upon completion of the planning and design process. **At the time of the project's construction certification award, the sponsor will be eligible to receive at least \$2 million in PF or the best available applicable funding package from that fiscal year's IUP.**



# Funding Packages

---

## Principal Forgiveness Funds

The Department expects to use the maximum amount available for principal forgiveness utilizing SRF monies subject to federal restrictions. The Department plans to utilize approximately \$4 million projected to be available under the FFY24 DWSRF Base grant (DW Base FFY24). In addition to the FFY24 DW Base grant, The Department expects to receive authority to award approximately \$75 million in additional principal forgiveness made available by the Bipartisan Infrastructure Law (BIL) signed by President Joe Biden on November 15, 2021. The BIL is expected to provide principal forgiveness of approximately \$20 million for eligible drinking water projects under the FFY24 DWSRF General Supplemental grant (DW BIL GEN), approximately \$14 million for projects that address emerging contaminants under the FFY24 DWSRF Emerging Contaminants grant (DW BIL EC) and approximately \$41 million for projects that address lead in drinking water under the FFY24 DWSRF Lead Service Line Replacement grant (DW BIL LSLR). The Department will supplement the Federal grant awards for principal forgiveness funds with approximately \$100 million of principal forgiveness carried over at the end of SFY 2024 as principal forgiveness in SFY25 for categories set forth in this IUP. Funds and principal forgiveness authority available from the grant awards will be blended with carryover principal forgiveness authority from prior grants (DW Base Prior), DWSRF repayments and state match funds, other sources of DWSRF funds to provide funding to eligible projects.

In SFY 2023, \$45 million of American Rescue Plan Act (ARPA) funds were allocated to the Department for water infrastructure and used to provide principal forgiveness loans to eligible drinking water applicants in communities that meet the affordability criteria. Eligible applicants must be sponsoring capital improvement projects that address climate change or provide public health protection from multiple contaminants. The Department expects to award approximately \$40 million of the ARPA funds in SFY 2024 and carry over approximately \$5 million for award in SFY25. In the event that a sufficient number of projects are not able to proceed to contract award and project certification by December 31, 2024, to utilize the entire amount of Drinking Water ARPA allocation, the Department may use the remaining ARPA funds to finance portions of other principal forgiveness loan funding packages described in this Intended Use Plan.

In addition to the SRF, the Department may increase any amounts identified in the IUP reserved for principal forgiveness and adjust any caps if additional SRF or non-SRF funds (including Natural Resource Damages (NRD) recovered by the State, Corporate Business Tax (CBT)-diesel funds, and ARPA funds) or subsidized financing received for eligible large dollar-value projects in coordination with the Water Infrastructure Finance and Innovation Act (WIFIA) to supplement principal forgiveness or low-cost loan funding. In addition, the Department may bank any non-SRF financing towards future State Match requirements subject to EPA approval.

SFY 2025 Drinking Water principal forgiveness funds will be reserved as follows:

### **ARPA Funds (non-SRF), DW Base FFY24, Carryover, and DW BIL**

- \$20 million for High Rank Affordability Projects
- \$20 million for DW Affordability Projects
- \$7 million for Nano Projects
- \$6 million for Very Small Water System Projects
- \$92 million for Lead Service Line Replacement Projects
- \$34 million for Emerging Contaminant Projects
- \$5 million for Climate Change/Resilience or Projects to Comply with Multiple MCLs (ARPA)

# SYF25 Funding Packages and PF Opportunities

## Base DWSRF

As noted above, all public community water systems and nonprofit noncommunity water systems are eligible for assistance through the Base DWSRF program. The only exception is for federally owned systems and State-owned systems (State agencies, such as State Police, Parks and Forestry, and Corrections) that are not eligible to receive Water Bank assistance. The Base DWSRF funding package for SFY25 consists of loan funding with a blended interest rate of 50% of the I-Bank AAA Market Interest Rate for publicly owned water systems and loan funding with a blended interest rate of 50% of the I-Bank's AA Market Interest Rate for privately-owned water systems. For SFY25, the funding cap for Base DWSRF has been removed; however, the Program reserves the right to implement a \$40 million Base cap if the funding capacity becomes constrained. In the event that the \$40 million cap is reimposed, project costs over the caps can be financed by the I- Bank as capacity allows.

Funding Packages for Base DWSRF

System Type	DEP Share	I-Bank Share	Funding Cap
Base DWSRF- Publicly Owned	50% Interest Free Loan	50% AAA Market Interest Rate	No Cap
Base DWSRF- Investor Owned	50% Interest Free Loan	50% Interest Free Loan	No Cap

## Enhanced Base DWSRF

The Department is offering base loans with a higher percentage of DEP loan share to publicly owned and investor-owned public water systems that have an Affordability Score of 100 or less. The Enhanced Base DWSRF consists of the equivalent of 75% interest free DEP loan and 25% I-Bank's AAA Market Interest Rate loan funding For SFY25, the funding cap for Base DWSRF has been removed; however, the Program reserves the right to implement a \$20 million Enhanced Base DWSRF cap if the funding capacity becomes constrained.

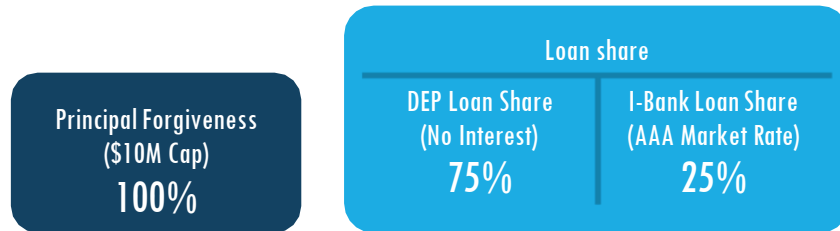
Enhanced Base DWSRF Funding Packages

DEP Loan Share (No Interest)	I-Bank Loan Share (AAA Market Rate)
75%	25%

### High Rank Affordability Projects

Approximately \$20 million of general BIL principal forgiveness for any eligible high rank project on the Project Priority list with 450 or more priority ranking points, other than those to address emerging contaminants or lead, will be available for Sponsors that meet the drinking water Affordability Criteria in SFY25. Loans will consist of 100% principal forgiveness (PF capped at \$10 million) and the equivalent of 75% interest free DEP loan and 25% I-Bank's AAA Market Interest Rate loan funding for remaining project costs. The Department Loan Origination Fee is waived for the principal forgiveness portion of High Rank Affordability Project loans.

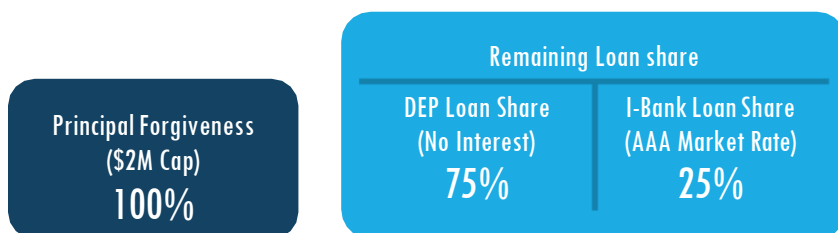
#### Funding Package for High Rank Affordability



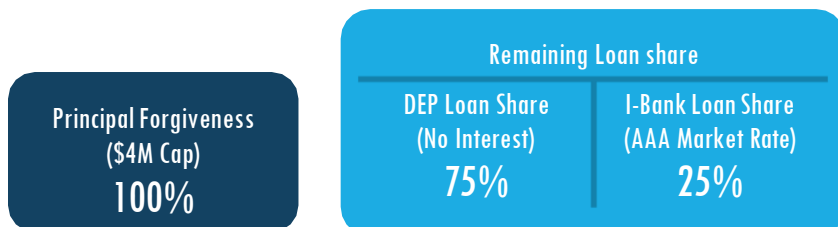
### DW Affordability

Approximately \$20 million of general BIL principal forgiveness for all eligible water systems meeting the Affordability Criteria will be available for tiered principal forgiveness. For sponsors with an Affordability Score of 66 to 80 (**AC2**), financing consists of 100% principal forgiveness (PF capped at \$2 million) and the equivalent of 75% interest free DEP loan and 25% I-Bank's AAA Market Interest Rate loan funding for remaining project costs. For sponsors with an Affordability Score of 65 and under (**AC1**), financing consists of 100% principal forgiveness (PF capped at \$4 million) and the equivalent of 75% interest free DEP loan and 25% I-Bank's AAA Market Interest Rate loan funding for remaining project costs. Scores are rounded to the lowest integer. Principal forgiveness funds will be allocated to Affordability projects on a readiness to proceed basis. The Department Loan Origination Fee is waived for the principal forgiveness portion of DW Affordability Project loans.

#### Funding Package for High Rank Affordability AC2



#### Funding Package for High Rank Affordability AC1



#### Tiered Affordability Packages

AC2- Water Systems with an Affordability Score of 66 to 80 or meet the Environmental Justice Economic OBC Criteria

AC1- Water Systems with an Affordability Score 65 and under

Example: A \$25M project in a disadvantaged community with an affordability score of 50 will receive the following funding package.

<i>Project Cost</i>	<i>Principle Forgiveness</i>	<i>DEP Loan Share (Interest Free)</i>	<i>I-Bank Loan Share (AAA Market Rate)</i>
First \$4M (AC1)	\$4M	\$0M	\$0M
Next \$21M (AC1)	\$0M	\$15.75M	\$5.25M
Total (\$25M)	\$4M	\$15.75M	\$5.25M

### *Lead Service Line Replacement*

The existence of lead service lines in some of our aging drinking water infrastructure poses potential risk to public health. This risk can be significantly reduced through the identification and replacement of lead service lines or through the installation of corrosion control treatment. In July 2021, Governor Phil Murphy signed into law P.L.2021, Ch.183, which requires community water systems in NJ to identify all lead service lines (LSL), provide public notification regarding the presence of all lead service lines, and replace all lead service lines by 2031. Lead service line inventories must have been posted on the websites of water systems by January 2023. The law includes a requirement for community water systems to notify residents who have lead service lines. For SFY25, the BIL provides \$83 million for lead service line replacement projects. Forty-nine percent (or approximately \$40.7M) must be used as principal forgiveness loans to water systems that meet the state's disadvantaged community criteria. In addition to the SFY25 BIL LSLR PF, approximately \$51 of PF carried over from SFY24 will be used for LSLR PF in SFY25.

**Loans to eligible water systems meeting the Affordability Criteria will consist of tiered principal forgiveness.** For sponsors with an Affordability Score of 66 to 80 (**AC2**), financing consists of 50% principal forgiveness (PF capped at \$10 million) and the equivalent of 25% interest free DEP loan and 25% I-Bank's AAA Market Interest Rate loan funding for project costs up to \$20 million. For sponsors with an Affordability Score of 65 and under (**AC1**), financing consists of 80% principal forgiveness (PF capped at \$16 million) and the equivalent of 10% interest free DEP loan and 10% I-Bank's AAA Market Interest Rate loan funding for remaining project costs. Scores are rounded to the lowest integer. Project costs over \$20 million may be financed with the equivalent of 75% interest free DEP loan and 25% I-Bank's AAA Market Interest Rate loan funding.

#### **Funding Package for Lead Service Line Replacement AC2 up to \$20M**

Principal Forgiveness (\$10M Cap) <b>50%</b>	DEP Loan Share (No Interest) <b>25%</b>	I-Bank Loan Share (AAA Market Rate) <b>25%</b>
--	---	--

#### **Funding Package for Lead Service Line Replacement AC1 up to \$20M**

Principal Forgiveness (\$16M Cap) <b>80%</b>	DEP Loan Share (No Interest) <b>10%</b>	I-Bank Loan Share (AAA Market Rate) <b>10%</b>
--	---	--

#### **Tiered Affordability Packages**

AC2- Water Systems with an Affordability Score of 66 to 80 or meet the Environmental Justice Economic OBC Criteria

AC1- Water Systems with an Affordability Score 65 and under

### **Funding Package for Lead Service Line Replacement with PF over \$20M**

DEP Loan Share (No Interest)	I-Bank Loan Share (AAA Market Rate)
75%	25%

**For systems that do not meet the Affordability Criteria**, allowable project costs may be financed with the equivalent of 80% interest free DEP loan and 20% I-Bank's AAA Market Interest Rate loan funding.

### **Funding Package for Lead Service Line Replacement w/o Affordability Criteria**

DEP Loan Share (No Interest)	I-Bank Loan Share (AAA Market Rate)
80%	20%

BIL requires that principal forgiveness is only awarded to publicly owned and privately (investor)-owned water systems that meet New Jersey's Affordability Criteria. Priority ranking points will be given to water systems that currently have an open lead action level exceedance and those that meet the Environmental Justice Economic Overburdened Community Criteria. Water systems sponsoring projects in municipalities that meet the affordability criteria and do not exceed the lead action level but want to replace lead pipes are eligible for principal forgiveness in ranked order.

### **Criteria for Receiving a Water Bank Loan for LSL Replacement**

The following criteria must be met for the project to be eligible for Water Bank loans:

- Be able to document the presence of lead service lines and components through historic records and other applicable methods that the lines to be replaced are lead. Acceptable records include information on the age of the houses and high probability of lead lines and components being present, line installation records, physical verification, etc.
- Provide an LSL Replacement Plan consistent with the requirements of P.L.2021, Ch. 183, and Capital Improvement Plan to establish a strategy for lead line replacement that complies with all federal and State requirements.
- Service lines must be replaced in full, meaning no lead or portion of a lead service line remains after replacement, including the property-owner side and system side of a service line. Partial lead line replacements are not eligible for funding and prohibited under the recent legislation P.L.2021, Ch.183. Note that if the replacement of only a portion of the service line results in a full replacement of all lead lines, galvanized lines, or components, it is considered a full replacement eligible for funding through DWSRF.
- Principal forgiveness shall be utilized to reduce or remove the cost-share of the property owner as applicable.

Example: A \$30M lead service line replacement project in a system owned by a municipality with an Affordability Score of 75 and is needed for public health protection to comply with the recent legislation requiring the replacement of all lead service lines within 10 years would receive the following package:

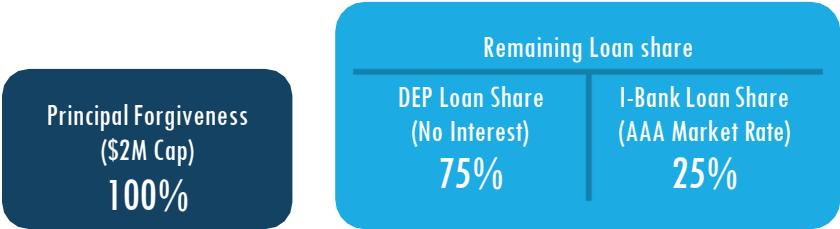
<i>Project Cost</i>	<i>Principle Forgiveness</i>	<i>DEP Loan Share (Interest Free)</i>	<i>I-Bank Loan Share (AAA Market Rate)</i>
First \$20M (AC 1)	\$10M	\$5M	\$5M
Next \$10M (AC1)	\$0M	\$7.5M	\$2.5M
Total (\$30M)	\$10M	\$12.5M	\$7.5M

### Emerging Contaminants

Emerging contaminants refer to substances and microorganisms, including manufactured or naturally occurring physical, chemical, biological, radiological, or nuclear materials, which are known or anticipated in the environment, that may pose newly identified or re-emerging risks to human health, aquatic life, or the environment. These substances, microorganisms, or materials can include many different types of natural or manufactured chemicals and substances – such as those in some compounds of personal care products, pharmaceuticals, industrial chemicals, pesticides, and microplastics. A description of emerging contaminants for the purposes of DWSRF financing can be found in [Appendix B to USEPA’s March 8, 2023, Memorandum regarding the Implementation of the Clean Water and Drinking Water State Revolving Fund Provisions of the Bipartisan Infrastructure Law.](#)

The Department anticipates that there will be approximately \$34 million in principal forgiveness available for projects to address emerging contaminants in SFY25. This consists of \$8 million in anticipated SFY24 BIL EC carryover, \$14 million in SFY25 BIL EC funds and \$12 million in principal forgiveness allocated from the SFY25 BIL GEN grant. One hundred percent (100%) of the \$12 million BIL GEN principal forgiveness must be awarded to disadvantaged communities that meet NJ’s Affordability Criteria. Twenty-five percent (25%) of the \$22 million BIL EC principal forgiveness, or \$5.5 million, must be awarded to disadvantaged communities that meet NJ’s Affordability Criteria or public water systems serving a population of fewer than 25,000. Emerging Contaminants funding package consists of 100% principal forgiveness (PF capped at \$2 million) and the equivalent of 75% interest free DEP loan and 25% I-Bank’s AAA Market Interest Rate loan funding for remaining project costs. When the PF funds allocated to Emerging Contaminants projects in SFY25 are no longer available, the DWSRF funding package will consist of loan funding with the equivalent of 75% interest free DEP loan and 25% I-Bank’s AAA Market Interest Rate loan funding for project costs The Department Loan Origination Fee is waived for the principal forgiveness portion of Emerging Contaminants loans.

#### Funding Package for Emerging Contaminants



Example: A \$5M PFAS Project for a small publicly owned community that serves less than 25,000 people and does not meet NJ's Affordability Criteria receives the following package:

<i>Project Cost</i>	<i>Principle Forgiveness</i>	<i>DEP Loan Share (Interest Free)</i>	<i>I-Bank Loan Share (AAA Market Rate)</i>
First \$2M (EC)	\$2M	\$0M	\$0M
Next \$3M (EC)	\$0M	\$2.25M	\$.75M
Total (\$5)	\$2M	\$2.25M	\$.75M

### **State Recovery and Reuse of SRF Funds Applied to PFAS Contamination**

The State of New Jersey (State) does not intend by issuing to any Recipient authorized financial assistance through the Drinking Water State Revolving Fund or the Clean Water State Revolving Fund (together "SRF") to abrogate, resolve or relieve the responsibility or liability of any third-party that caused or contributed to the contamination impacting the State's drinking water, groundwater, surface waters or natural environment in any manner, including without limitation, through the sale, distribution, supply, or direct discharge of any per-and polyfluoroalkyl substances ("PFAS"), including PFAS in aqueous film-forming foam ("AFFF") or other PFAS-containing materials (collectively "PFAS contamination" ).

New Jersey intends to recoup and recover authorized financial assistance that the State issues to any borrower for the purposes of investigation, treatment, or replacement of water or water systems impacted by PFAS contamination from culpable third parties that caused or contributed to such PFAS contamination. New Jersey intends to reuse and reapply recouped SRF funds to other water systems, sites and eligible recipients in the State that have been impacted by PFAS contamination or that are otherwise eligible for SRF financial assistance. New Jersey thus reserves its direct claims and causes of action to recover any financial assistance provided to recipients from those persons that caused or contributed to such PFAS contamination.

Likewise, payment of any SRF authorized financial assistance by the New Jersey will be subject to the State's right to acquire by subrogation the rights, claims and causes of action of the Recipient to recover those SRF funds paid to Recipient, with interest, administrative costs, and attorneys' fees and costs incurred by the State by reason of such claim, from those persons that caused or contributed to such PFAS Contamination, and Recipients will be required to reasonably cooperate with the State in any such action.



### *Climate Change/ Resilience or Projects to Comply with Multiple MCLs (ARPA)*

\$45 million of American Rescue Plan Act (ARPA) funds allocated to the Department in SFY 2023 were reserved to provide principal forgiveness loans to applicants sponsoring drinking water capital improvement projects that address climate change/resilience or projects to comply with multiple MCLs. The Department expects to award approximately \$40 million of the ARPA funds in SFY24 and carry over approximately \$5 million for award in SFY25. The Department is allocating ARPA funds to help offset the substantial costs communities face to implement projects to address climate change concerns and resilience. This includes projects for the rehabilitation of essential desalinization or relocation of critical infrastructure due to the potential for flooding. Projects that provide treatment to comply with the maximum contaminant levels for multiple contaminant groups are also eligible due to the potential risks to public health. This includes treatment for PFAS where the design also includes the construction of other treatment unit processes to comply with existing MCLs for other contaminants such as radiological contaminants or arsenic.

The Department is reserving funds and providing principal forgiveness loans for projects that meet the criteria above in disadvantaged communities that meet the Department's affordability criteria. The Department will use ARPA funds to provide project sponsors with 80% principal forgiveness (PF capped at \$20 million) and the equivalent of 10% interest free DEP loan and 10% I-Bank's AAA Market Interest Rate loan funding for project costs up to \$20 million. Principal forgiveness will be allocated on a readiness to proceed basis in this category, and total project costs are capped at \$25 million.

#### **Funding Package for Climate Change/Resilience Project up to \$25M**

Principal Forgiveness (\$20M Cap)	DEP Loan Share (No Interest)	I-Bank Loan Share (AAA Market Rate)
80%	10%	10%

Example: A \$5M Climate Change Project that meets Affordability Criteria in Appendix 2 will receive the following package:

<i>Project Cost</i>	<i>Principal Forgiveness</i>	<i>DEP Loan Share (Interest Free)</i>	<i>I-Bank Loan Share (AAA Market Rate)</i>
First \$5M (ARPA)	\$4M	\$0.5M	\$0.5M
Total (15M)	\$4M	\$0.5M	\$0.5M

### *Very Small Water System Program (water systems serving 1,000 or less)*

In SFY25, a total of \$6 million is being made available for programs directed at small systems serving a population of 1,000 or less. This includes water systems that are participating in technical assistance programs, including Community Engineering Corp and the Engineering Contract with New Jersey Water Association (NJWA). These programs identify water systems that need assistance to come into compliance with federal and State drinking water regulations and partner the systems with engineering services needed for a Water Bank Loan. Planning and design services, including permitting and the submittal of the Environmental Decision Document, are typically covered to help water systems that do not have funds to cover the upfront costs. Once planning and design is completed, loans will be offered as 100% principal forgiveness.

The Department waives its 2% loan origination fee for Very Small Water System Program loans. The Department will not charge permit fees to these small systems. Through appropriations, small water systems that do not meet credit eligibility requirements of the Water Bank Financing Program credit policy to qualify for a loan may be provided with direct grants. This is necessary to protect public health in these small systems where financial constraints limit the ability of these water systems to move forward with critical repairs or treatment projects.

#### **Funding Package for Very Small Water System Program**

Principle Forgiveness (No Cap)	PF Available
100%	\$6M

Example: A \$500,000 project to provide arsenic treatment for a very small community water system serving a population of 200 that was provided with technical assistance through the Engineering Contract with NJWA would receive the following package:

<i>Project Cost</i>	<i>Principal Forgiveness</i>	<i>DEP Loan Share (Interest Free)</i>	<i>I-Bank Loan Share (AAA Market Rate)</i>
First \$500K (VSWS)	\$500K	\$0M	\$0M
Total (\$500K)	\$500K	\$0M	\$0M

### *Nano Loan Program (water systems serving 10,000 or less)*

In SFY25, systems serving 10,000 or fewer people will continue to be funded in ranked order with the available \$7 million principal forgiveness subject to any State and federal limitations. These loans consist of 50% principal forgiveness (PF capped at \$1 million) and the equivalent of 25% interest free DEP loan and 25% I-Bank's AAA Market Interest Rate loan funding for project costs up to \$2 million. The Department waives its 2% loan origination fee for NANO loans for the first \$2 million in project costs. For amounts greater than the \$2 million cap, financing will consist of the equivalent of 25% interest free DEP loan and 25% I-Bank's AAA Market Interest Rate loan funding for project cost. In addition, the Department intends to prioritize projects that have secured federal/non-profit grants to be leveraged with SRF funding.

#### **Funding Package for Nano Loans up to \$2M**

Principal Forgiveness (\$1M Cap)	DEP Loan Share (No Interest)	I-Bank Loan Share (AAA Market Rate)
50%	25%	25%

#### **Funding Package for Very Small Water System Program over \$2M**

DEP Loan Share (No Interest)	I-Bank Loan Share (AAA Market Rate)
75%	25%

Example: A \$3M tank rehabilitation project in a small privately owned community serving a population of 3,000 with an affordability score of 108 will receive the following package:

<i>Project Cost</i>	<i>Principle Forgiveness</i>	<i>DEP Loan Share (Interest Free)</i>	<i>I-Bank Loan Share (AAA Market Rate)</i>
First \$2M (Nano)	\$1M	\$500k	\$500k
Next \$1M (Nano)	\$0M	\$750k	\$250k
Total (\$2)	\$1M	\$1.25M	\$750k

# Supplemental Information

---

## Financial Relationships between the CWSRF and the DWSRF

The federal Safe Drinking Water Act Amendments of 1996 offer states the flexibility to meet the funding needs for drinking water and wastewater facilities by transferring funds from one SRF program to the other. Annually, an amount up to 33% of the Drinking Water SRF Capitalization Grant may be transferred from the CWSRF program to the DWSRF program, or vice versa. The USEPA has issued guidance that would allow utilization of transfer credits and transfer of funds on a net basis (i.e., funds could be moved in both directions), provided that the final transferred amount does not exceed the authorized ceiling. Additionally, The Water Infrastructure Funding Transfer Act allowed the State to transfer up to 5% of the cumulative clean water revolving fund, or approximately \$113M to the drinking water revolving fund to provide additional subsidy to eligible recipients for projects that abate exposure to lead in drinking water.

The SRF program evaluates funds available to determine if adequate monies are available to be used for clean water projects in the current fiscal year. In addition, the type and number of DWSRF projects are reviewed and a determination is made on the need of the funds to be transferred from the CWSRF accounts to the DWSRF accounts or vice versa. The Department reserves the right to transfer funds from the CWSRF to the DWSRF (or vice-versa) each fiscal year to the extent allowed by law, including Sandy SRF funds, and SRF funds awarded under the Bipartisan Infrastructure Law.

While all projects that meet the program requirements and are ready to proceed have been able to receive a CWSRF loan in the past, the ability of the program to continue to finance all qualifying projects in the future is uncertain because of a steady increase in program demand over the last several years. As such, if the Department determines that there is a shortage of available funds, the Department will utilize the remaining funds for high priority projects in accordance with the existing ranking methodology.

In addition to the potential transfer of funds between the CWSRF and DWSRF, the Department is continuing its policy to cross-collateralize the DWSRF with the CWSRF. This feature results in significant savings to project sponsors. This benefits the drinking water project sponsors since there is a large source of revenue available via the CWSRF repayments to cover possible loan defaults. Under the EPA-approved procedures associated with cross-collateralization, a temporary transfer of funds between the two SRFs may occur, if necessary, to cover the default of a loan repayment or other financial obligation. The Department and the I-Bank would take steps to collect any obligations resulting from a loan default and reimburse the appropriate drinking water or clean water account.

## Additional SRF Provisions

Programmatic requirements are listed below. It is anticipated that these provisions will be maintained in a subsequent federal reauthorization act or federal policy. If substantial changes in the Act necessitate the Department's revision of the SFY25 document, additional public participation efforts will be conducted.

1. The schedule of state capitalization grant payments, jointly agreed upon by the administrator of the EPA and each state, is based upon the state's IUP.
2. States are required to deposit in the SRF, from state monies, an amount equal to at least 20% of the total amount of all capitalization grants made to the state. States are required to deposit in the SRF, from state monies, an amount equal to at least 20% of the total amount of the FFY24 BIL DWSRF General Supplemental capitalization grant made to the state. State match is not required for the FFY24 BIL DWSRF Emerging Contaminants capitalization grant or the FFY24 BIL DWSRF Lead capitalization grant.

3. Monies in the DWSRF may be used to provide loans at or below market interest rate, for terms not greater than 30 years (or 35 (extended term, see below)) or the useful life, whichever is less. Repayments must begin no later than one year after completion of the project and must be credited to the SRF (principal and interest). The recipient of a loan must establish a dedicated source of repayments.
4. Eligible borrowers that will receive a portion of their long-term financing from a federal loan program (i.e., WIFIA Loan Program) may be offered an Extended Term Financing Program with loan terms of up to 35-years.

Section 1452 of the federal SDWA authorizes the states to provide funding for certain non-project activities, if the amounts do not exceed ceilings specified in the statute. The non-project set asides provide for DWSRF activities that are not construction related and include administration of the DWSRF, technical assistance for small systems, state public water system supervision (PWSS) programs, source water program administration, capacity development, and operator certification. Each state must have a capacity development and operator program, or EPA may withhold up to 20% of the annual capitalization grant. New Jersey's existing technical assistance program is directed to small water systems under the base Cap Grant activities. As part of the additional federal funds received through the BIL, New Jersey is intending to extend technical assistance to other public water systems, including disadvantaged communities that meet NJ's Affordability Criteria.

The Department finalized a workplan for the FFY2021/SFY2023 non-project set-asides in September 2021 based on the May 12, 2021, draft and distributed to community and nonprofit noncommunity water systems and other stakeholders. This final workplan is a requirement for the FFY2021 Capitalization Grant. The Department was awarded the Capitalization Grant on June 29, 2021. The Table below represents the amounts of the available sources and anticipated uses for certain non-project activities:

<u><i>Funds Available</i></u>		<u><i>FFY 2021</i></u>
Federal Capitalization Grant	\$	18,843,100
State Match		
20%	\$	3,452,967
<b>Projected Expenditures</b>		
Administration (net position)	\$	1,191,795
Non-project Set-asides	\$	1,884,310
Small System Tech Assistance (2%)	\$	376,862

# Appendix 1: Drinking Water Project Ranking Methodology

---

Table 1 of Category A lists the types of projects eligible for DWSRF funding. A project must be assigned points from Category A to be eligible for ranking; points assigned from the remaining categories are in addition to the points received in Category A. Priority points are assigned only if the project scope includes actual repair, rehabilitation, or correction of a problem or improvement clearly related to priority Category A. Projects that include multiple elements, as listed in priority Category A, receive priority points for the highest rated element in that category. Individual projects cannot receive points in Category A for multiple elements. Projects for the same water system involving multiple elements with unrelated scopes are separated and priority points assigned accordingly for each project.

The Department assigns points to each project using the Project Priority System and ranks all eligible projects according to the total number of points each project receives. All projects are subsequently placed on the Project Priority Comprehensive List according to their ranking. Projects with more points are ranked above those with fewer points. The addition of new projects to the Project Priority Comprehensive List, periodic revisions to the Priority System, or the identification of new information regarding a project, may result in changes to an individual project ranking. Updated rankings based on changes to the priority ranking system will be reflected in the next amendment to the Priority List.

The principal elements of the Priority System are: A) Compliance and Public Health Criteria, B) Environmental Justice Economic Overburdened Community Criteria, C) Smart Growth Approvals, D) Population, and E) Established Local Employment Program. Points are assigned for each of the five priority categories, as applicable, and are discussed in more detail below.

The order of project priority for funding is as follows:

1. Emergency Projects are considered a public health hazard and receive funding over other projects on the Comprehensive Priority List;
2. Surface Water Treatment Rule violations including uncovered finished water reservoirs;
3. MCL and Lead Action Level Exceedances;
4. Lead Service Line replacements in communities with an MHI less than the MHI for the State for water systems without a Lead Action Level Exceedance;
5. Unregulated contaminants (contaminants of emerging concerns);
6. Small Systems serving less than 10,000 persons, up to 15 % of DWSRF Funds;
7. Corrosion control and lead service line replacement in communities serving a population  $\leq 1,000$  that have an MHI less than the MHI for the State;
8. Projects that have secured federal/non-profit grants to be leveraged with SRF funding,
9. Other projects currently on the comprehensive list.

The prospective applicant must notify the Department of any changes to project scope or any other circumstance that may affect the calculation of priority points. The Department recalculates, if appropriate, the prospective applicant's ranking utilizing the new information submitted and revises the priority ranking accordingly.

## Category A. Compliance with the SDWA and Protection of Public Health

DWSRF funds are used to address contamination problems and to ensure compliance with the SDWA requirements. Priority is given to water systems in non-compliance with the surface water treatment requirements and those incurring acute primary maximum contaminant level (MCL) violations, or action level exceedances as defined in the National Primary Drinking Water Regulations and the New Jersey Safe Drinking Water Regulations (N.J.A.C. 7:10). Table 1 describes the project elements that are eligible for DWSRF funds:

**TABLE 1. Project Elements Eligible for  
Project Priority Ranking in the Drinking Water State Revolving Fund Program<sup>1</sup>**

1.	Systems that use surface water that are not in compliance with the surface water treatment technique requirements or have had any acute violations (either <i>E. coli</i> or nitrates) and have been issued an administrative order or directive by the Department requiring the correction of any noncompliance of its treatment facilities to address an immediate public health threat.	500 Points
2.	Systems that use groundwater under the direct influence of surface water, that are not in compliance with the surface water treatment technique requirements or have had any acute violations (either <i>E. coli</i> or nitrates) and have been issued an administrative order or directive by the Department requiring the correction of any noncompliance of its treatment facilities to address an immediate public health threat.	350 Points
3.	Systems that use groundwater that have had any acute violation (either <i>E. coli</i> or nitrates).	300 Points
4.	Systems that have had, or the Department reasonably expects to have, any primary maximum contaminant level (MCL) violations (except acute violations) or exceedance of action levels (Lead and Copper Rule). <sup>2</sup>	250 Points
5.	Systems that have, or the Department reasonably expects to have, exceeded a groundwater quality criterion, or other guidance or advisory (such as a recommended MCL for unregulated contaminants) as deemed applicable by the Department.	200 points
6.	Systems that were classified as vulnerable, because of a 2007 the Department Interconnection Study.	200 Points
7.	Replacement of lead services lines or installation of corrosion control treatment for systems without a lead action level exceedance.	175 Points
8.	Systems that are under an Administrative Consent Order or other formal enforcement action based on a notice of noncompliance by the Department for reasons other than water quality; i.e., inadequate storage, inadequate source, lack of emergency power, etc.	170 Points

<sup>1</sup> A project must be assigned points from Category A to be eligible for Project Priority List ranking; points assigned from Categories B through E supplement the points received in Category A.

<sup>2</sup> Systems with an ALE are eligible to receive the 250 points provided the system has an open violation with additional requirements to complete in order to return to compliance under the Federal rules.



9.	Purchase and/or consolidation of a water system to comply with the SDWA for capacity development.	165 Points
10.	Extension of water mains, including associated appurtenances and water system facilities, to private wells that have had any maximum contaminant level exceedances or have exceeded lead and copper action levels.	165 Points
11.	Existing treatment facilities that need to be rehabilitated, replaced, or repaired to ensure compliance with the SDWA.	160 Points
12.	Systems that are proposing improvements to address resiliency and impacts of climate change, including drought or other related water supply management initiatives, as identified, or designated by the State.	150 Points
13.	Systems that have lost well capacity due to saltwater intrusion and a solution is needed to preserve the aquifer as a viable aquifer.	150 Points
14.	Existing transmission or distribution mains with appurtenances that need to be rehabilitated, replaced, repaired, or looped to prevent contamination caused by leaks or breaks in the pipe or improve water pressures to maintain safe levels or to ensure compliance with the SDWA.	75 Points
15.	Existing pump stations or finished water storage facilities that need to be rehabilitated or replaced to maintain compliance with the SDWA.	60 Points
16.	New finished water storage facilities or pump stations that are needed to maintain pressure in the system and/or prevent contamination.	50 Points
17.	Addition or enhancement of security measures at drinking water facilities, including but not limited to fencing, lighting, motion detectors, cameras, secure doors and locks, cybersecurity, and auxiliary power sources.	45 Points
18.	Green Infrastructure: renewable energy generation such as solar panels, hydroelectric, geothermal or wind turbines or infrastructure built at the water system facilities such as green roofs, porous pavement, bioretention or grey water reuse.	45 Points
19.	Systems which have had any exceedance of any secondary drinking water regulations that have received notification issued by the Department that exceedance of a secondary drinking water regulation causes adverse effects on the public welfare, and for which the system has received a directive issued by the Department requiring correction of the exceedance.	40 Points
20.	Installation of new water meters and/or other water conservation devices, including but not limited to retrofit plumbing fixtures.	35 Points
21.	Construction of new or rehabilitation of existing interconnections between water systems to improve water pressures to maintain safe levels, promote availability of alternative source of supply, or to ensure compliance with the SDWA.	30 Points
22.	Replacement of water meters.	25 Points

23. Redevelop wells, construct new wells, or construct or rehabilitate surface water sources with associated treatment facilities to meet the New Jersey Safe Drinking Water Act (SDWA) rules for required pumping capacity. 15 Points
24. Other project elements, not including items 1 through 21 above, that ensure compliance with the SDWA and protect public health, as approved by the Department. 1 Point

## Category B. Environmental Justice Economic Overburdened Community Criteria

Signed into law by Governor Phil Murphy on September 18, 2020, New Jersey's groundbreaking Environmental Justice Law, N.J.S.A. 13:1D-157, (Law) requires the New Jersey Department of Environmental Protection (NJDEP) to evaluate the contributions of certain facilities to existing environmental and public health stressors in overburdened communities when reviewing certain permit applications. The law also directs the Department to publish a list of overburdened communities and provide notice to the 331 municipalities in which those communities are located.

Projects are assigned 80 Environmental Justice Economic Overburdened Community Criteria points if at least 35% of the households served by the project, on a municipal basis, qualify as low-income households (at or below twice the poverty threshold in accordance with the most recent United States Census as determined by the United States Census Bureau). A weighted economic OBC criteria is calculated for a project sponsor whose water system serves more than one municipality as shown in the example below. Population served is based on the permanent population of the service area. Consideration will be given for projects with a qualifying service area population within a municipality that does not meet the 35% threshold.

Example:

Municipalities Served	% low-income households	Populations Served	Fraction of total population served	Weighted % of low-income households
Lancaster	30%	5,000	0.167	5.01%
Mayberry	40%	10,000	0.333	13.32%
Hometown	35%	15,000	0.500	17.50%%
<b>Total</b>		<b>30,000</b>	<b>1.00</b>	<b>35.83%</b>

Please note for applicants that service more than 10 municipalities, the 10 municipalities that have the highest populations served will be considered in the above table for the Environmental Justice Economic Overburdened Community Criteria.

## Category C. Smart Growth Approvals

### 1. State Development and Redevelopment Plan

The Department seeks to coordinate and enhance the efforts to encourage smart growth through the implementation of the State Development and Redevelopment Plan. The Department assigns ranking points to eligible clean water projects consistent with an approved Water Quality Management Plan that serves municipalities that have been approved under the Center Designation or Plan Endorsement Process.

For a project serving more than one municipality, the points were included for ranking purposes if the designated center or the endorsed plan is a significant component of the overall project. For further

information regarding the State Development and Redevelopment Plan, contact the Office of Planning Advocacy in the New Jersey Department of State at (609) 292-7156.

<b>Table IV. Ranking Points Related to State Planning Commission Approvals</b>	
<b>Community Type</b>	<b>Points</b>
Urban Centers and Complexes	50
Regional Centers	25
Existing Designated Towns	15
Existing Villages	10
Hamlets	5

Projects located in or benefiting areas designated as Brownfield Development Areas, Transfer of Development Rights receiving areas or Transit Villages receive 10 points, so that these projects will rank higher than similar projects that are not located in, or provide benefit to, these smart growth areas.

## 2. Green Project Reserve (GPR)

The Department promotes green infrastructure, water and energy efficiency, and environmental innovation in its water improvement projects. Therefore, the Department provides 15 additional priority points to any project that is a categorically eligible project.

Please note that the points from these four items of Category C can be cumulative. For water systems that service more than one municipality; the municipality that has the highest population served will be counted for this category.

## Category D. Population

As a tiebreaker, projects are assigned points based on the permanent population of the water system service area. One point is given for every 1 million people living year-round in the service area. Thus, if projects have the same number of ranking points after having received all eligible points, population points become the tiebreaker, with higher priority given to the project serving the larger population.

For a resort community where the summer and winter populations vary greatly, the permanent population will be calculated by taking the sum of twice the winter population and once the summer population and dividing by three (see below). For water systems that service more than one municipality, a total of all the permanent population served in the multiple service areas is used. Priority points are calculated as the permanent population served by the water system divided by 100,000, expressed as a decimal. In the event that projects remain tied, the project which serves a greater proportionate population in the water system's area is given higher priority.

Population served for resort communities will be calculated by the following equation:

$$[(2 \times \text{Winter Population}) + \text{Summer Population}] / 3 = \text{Weighted Permanent Population}$$

## Category E. Established Local Employment Program

Projects are assigned one point to applicants that have an established program to employ at the project facility, or at related offices or facilities, persons who reside in the municipality in which the project is located, the service area of the project, or in surrounding municipalities that meet the criteria for State aid pursuant to P.L.1978, c.14 (C.52:27D-178 et seq.).”.

## Appendix 2: Drinking Water Affordability Criteria

The 1996 amendments to the Safe Drinking Water Act (SDWA) established the Drinking Water State Revolving Fund (DWSRF) to help water systems finance infrastructure improvements needed to ensure compliance with drinking water standards or otherwise advance the public health protection objectives of the SDWA. To achieve this goal, DWSRF financing is subsidized through below-market interest rates and extended loan terms. However, this subsidized financing may still be insufficient for some water systems that face greater challenges to financing and implementing critical drinking water infrastructure improvements. To assist these water systems, the SDWA requires that each state establish affordability criteria to define “disadvantaged communities” (DACs) in the state. Under the SDWA, a “disadvantaged community” is defined as “the service area of a public water system that meets affordability criteria established after public review and comment by the State in which the public water system is located. The public review and comment requirement was originally accomplished through New Jersey’s SFY 2023 DWSRF IUP proposal and undergoes an annual review and comment period with each year’s proposed IUP.

The list of water systems meeting the Affordability Criteria and other resources related to Affordability will be posted to the Water Infrastructure Investment Plan (WIIP) website at:

<https://dep.nj.gov/wiip/nwb-process/how-to-apply/resources-and-guidance>

In New Jersey, those applicants that meet either of the following two criteria are considered to have satisfied the State’s **DWSRF Affordability Criteria**:

1. **Project Affordability Score** of 80 or less; or
2. The project is eligible to receive 80 **Environmental Justice Economic Overburdened Community Criteria** DWSRF ranking points.

**Project Affordability Score = Project Median Household Income (MHI) Factor – Project Unemployment (UE) Factor – Project Population Trend (PT) Factor**

Project MHI Factor =  $100 \times (\text{Project MHI} / \text{State MHI})$  (Rounded down to the nearest integer)

Project UE Factor = 1 if Project Unemployment Rate > State Unemployment Rate

Project UE Factor = 0 if Project Unemployment Rate < or = State Unemployment Rate

Project PT Factor = 1 if Project Population Trend < State Population Trend

Project PT Factor = 0 if Project Population Trend > or = State Population Trend

Project Unemployment Rate is equal to weighted unemployment rate of the project service area using service area populations and county unemployment data. Calculation is similar to weighted MHI example below.

Project Population Trend is equal to the weighted population trend for the project service area using service area populations and municipal population trend data. Calculation is similar to weighted MHI example below.

Consideration will be given for projects with a qualifying service area population within a municipality that does not meet the DWSRF Affordability Criteria.

All project Affordability Scores will be rounded down to the closest integral.

## Data Sources:

**MHI Percent** - Municipal median reported household income (MHI) as a percent of the statewide MHI. The income reported is an estimate from 2019 from the U.S. Census Bureau's ACT 2014-2019 5-year estimates, as found in the 2020 Municipal Revitalization Index, provided by the New Jersey Department of Community Affairs. Values are expressed in 2020 dollars. Values over 100 indicate that the municipality has a MHI greater than the state as a whole. Conversely, values under 100 show that the MHI in the municipality is lower than state MHI. This statewide MHI used was \$85,245.

**County Unemployment** - Annual average county unemployment rate as provided by the New Jersey Department of Labor. These values are compared to the statewide annual average unemployment rate. The statewide annual average used was 3.4%. To correct for labor market distortions caused by the pandemic, 2019 values were used here.

**Population Change** - The average annual rate of change in total population from 2009 to 2019, also provided by NJDCA in the [Municipal Revitalization Index](#). These values are compared to the statewide

Values are subject to change given future updates to Census data, and Affordability Scores may be updated throughout the year. Refer to the most recent publication of the Affordability Scores.

A weighted MHI is calculated for a project sponsor whose drinking water system serves more than one municipality, as shown in the example below. Population served is based on the permanent population of the water system service area.

Example:

Municipalities Served	MHI	Populations Served	Fraction of total population served	Weighted municipal MHI
Lancaster	30,000	5,000	0.167	5,000
Mayberry	20,000	10,000	0.333	6,660
Hometown	25,000	15,000	0.500	12,500
<b>Total</b>		<b>30,000</b>	<b>1.00</b>	<b>24,160</b>

Please note for applicants that service more than 10 municipalities, the 10 municipalities that have the highest populations served will be considered in the above table for the affordability factor.

A weighted unemployment rate for use in the UE Factor is calculated for a project sponsor whose clean water system serves more than one municipality/county, as shown in the example below. Population served is based on the permanent population of the water system service area.

Example:

Municipalities Served	County Unemployment Rate	Populations Served	Fraction of total population served	Weighted Municipal Unemployment Rate
Lancaster, County A	4.0%	5,000	0.167	0.668%
Mayberry, County A	4.0%	10,000	0.333	1.332%
Hometown, County B	6.5%	15,000	0.500	3.250%
<b>Total</b>		<b>30,000</b>	<b>1.00</b>	<b>5.25% (Project Unemployment Rate)</b>

Please note for applicants that service more than 10 municipalities, the 10 municipalities that have the highest populations served will be considered in the above table for the affordability factor.

A weighted population trend for use in the Population Trend Factor is calculated for a project sponsor whose clean water system serves more than one municipality/county, as shown in the example below. Population served is based on the permanent population of the water system service area.

Example:

Municipalities Served	Municipal Population Trend	Populations Served	Fraction of total population served	Weighted Municipal Population Trend
Lancaster	2.0%	5,000	0.167	0.334%
Mayberry	2.0%	10,000	0.333	0.660%
Hometown	-1.0 %	15,000	0.500	-0.500%
<b>Total</b>		<b>30,000</b>	<b>1.00</b>	<b>0.494% (Project Population Trend)</b>

Please note for applicants that service more than 10 municipalities, the 10 municipalities that have the highest populations served will be considered in the above table for the affordability factor.

## Tiered Affordability Packages

In an effort to equitably distribute financial assistance and support the most disadvantaged communities in New Jersey, the NJ Water Bank (NJWB) has implemented a tiered system for Affordability Scores. The tiered structure ensures that communities facing the highest economic challenges receive the most beneficial financial assistance. The NJWB has developed tiered Affordability funding packages to provide additional financial assistance to the most disadvantaged communities. The tiers are as follows:

- Tier AC2 (Affordability Scores 66 to 80 and sponsors with Affordability Scores of 81 or above that meet the Environmental Justice Economic Overburdened Community Criteria): This tier includes 79 water systems that face certain economic challenges but are relatively more stable compared to those in Tier AC1. Projects in these communities continue to receive the same generous principal forgiveness that has been provided in previous years. This ensures ongoing support for these communities in their efforts to improve water infrastructure and public health.
- Tier AC1 (Affordability Scores 65 or below): Representing the most economically challenged segment, this tier comprises approximately 50 water systems. These communities are approximately 9% of the most disadvantaged in New Jersey and are prioritized for enhanced financial assistance. The support for Tier AC1 surpasses that of Tier AC2, offering better financing packages, including significantly increased principal forgiveness. This heightened level of support is particularly focused on critical projects such as those addressing emerging contaminants, lead service line replacement, and other high-priority initiatives.

## Appendix 3: Federal Fiscal Year 2024 and State Fiscal Year 2025 Project Priority List

---



Appendix 3 - Proposed Drinking Water Project Priority List for Federal Fiscal Year 2024 (and State Fiscal Year 2025)

Date Generated : November 30, 2023

- \* All projects on the list are eligible to receive DWSRF Base grant funds.
- \* Projects designated (BIL EC) are eligible to receive DWSRF Emerging Contaminants grant funds and principal forgiveness.
- \* Projects designated (BIL LSLR) are eligible to receive DWSRF Lead Service Line Replacement grant funds and principal forgiveness
- \* Projects designated (BIL GEN) are eligible to receive general supplemental funds for high rank affordability projects
- \* Consideration will be given for projects with a qualifying service area population within a municipality that does not meet the DWSRF Affordability Criteria.
- \* Long-term financing terms are established consistent with the Intended Use Plan operative at the time of certification and Water Bank short-term financing of the construction contract.
- Project components that have closed on a short-term loan prior to SFY2023 are not eligible for BIL principal forgiveness or grants

Rank	Project Sponsor	Project Number	Project Name	Population	Cat A	Cat B	Cat C.a	Cat C.b	Cat C.c	Cat C.d	Cat D	Cat E	Rank Points	BIL Eligibility
1	Newark City	0714001-012	Construction of a cover for the Cedar Grove Reservoir	285,000	500	50	20	0	0	0	80	2.85	652.85	BIL (GEN)
2	Passaic Valley Water Commission	1605002-024	Installation of a 2.0 MG storage tank next to existing Verona storage tank	347,052	500	0	20	0	0	0	80	3.47052	603.47052	BIL (GEN)
4	Newark City	0714001-020	Phase-2 Lead Service Line Replacement (LSLR) Project	280,139	250	50	20	0	5	0	80	2.90139	407.90139	BIL (LSLR)
5	Trenton City	1111001-011	Lead Service line replacement	391,000	250	50	15	0	5	0	80	3.91	403.91	BIL (LSLR)
6	Newark City	0714001-019	Phase-1 Lead Service Line Replacement (LSLR) Project	280,139	250	50	15	0	5	0	80	2.80139	402.80139	BIL (LSLR)
8	Hopatcong Borough	1912001-009	Installation of 48-inch pipe at wells to increase chlorine contact time at nine wells	7,900	350	0	15	0	0	0	0	0.079	365.079	
10	Passaic Valley Water Commission	1605002-002	Lead Service Line Replacement in Main System	306,707	250	0	15	0	5	0	80	3.10121	353.10121	BIL (LSLR)
11	Orange City	0717001-015	Orange Twp   PFAS in Well 7 Drinking Water System	32,000	250	80	0	5	5	0	0	0.30134	350.30133	BIL (EC)
12	Lakewood Township Municipal Utilities Authority	1514002-001	LTMUA GAC Building (New Hampshire & Shorrock St)	22,000	250	80	20	0	0	0	0	0.27614	350.27615	BIL (GEN)
13	Orange City	0717001-011	Orange Twp PFOA in Well 8 Drinking Water System	30,731	250	0	0	5	5	0	80	0.30134	340.30134	BIL (EC)
13	Orange City	0717001-013	Orange Twp   Well 5 Rehabilitation Project	30,731	250	0	0	5	5	0	80	0.30134	340.30134	BIL (GEN)
14	Newark City	0714001-022	PROCESS AND OPERATIONAL UPGRADES AT THE PEQUANNOCK WATER TREATMENT PLANT	280,000	250	0	0	0	0	0	80	2.94274	332.94274	BIL (GEN)
15	Atlantic City Municipal Utilities Authority	0102001-011	Lead Service Lines Replacement	108,998	175	80	15	0	0	0	0	1.08998	321.08997	BIL (LSLR)
17	North Shore Water Association	1904004-001	Existing Well Requires Replacement	105	300	0	20	0	0	0	0	0.00105	320.00105	
18	New Brunswick City	1214001-005	Water Treatment Plant Improvements	50,000	160	80	15	5	0	0	0	0.55	315.54999	BIL (GEN)
19	Camden City	0408001-001	PFAS Treatment Improvements at Morris-Delair Water Treatment Plant	54,000	160	80	15	0	5	0	0	0.46585	315.46585	BIL (EC)
21	Atlantic City Municipal Utilities Authority	0102001-012	Water Treatment Plant Facility Infrastructure Replacement & Improvements and Well Redevelopmt	108,667	160	80	15	0	0	0	0	1.08667	306.08667	BIL (GEN)
22	Bloomfield Township	0702001-003	Lead Service Line Replacement	47,982	300	0	0	5	0	0	0	0.47315	305.47315	
23	NJ American Water Company, Inc.	1345001-017	Oak Street Treatment Plant Improvements	290,470	250	50	0	0	0	0	0	2.9047	302.9047	
24	Aqua New Jersey Incorporate	1103001-005	Addition of radium treatment at Well 9 to resolve MCL exceedance	49,000	250	50	0	0	0	0	0	0.49	300.49	BIL (EC)
26	North Shore Water Association	1904004-004	Water System Refurb	105	300	0	0	0	0	0	0	0.00105	300.00105	
27	Wildwood City	0514001-004	Wildwood Boardwalk water main replacement	45,500	175	80	15	0	0	0	0	0.454997	295.45499	BIL (GEN)
28	Wildwood City	0514001-007	Wildwood Lead Service Replacement Program	70,719	175	80	15	0	0	0	0	0.16499	295.16499	
29	Red Bank Borough	1340001-004	Red Bank Lead Service Line Replacement	13,600	175	80	15	0	0	0	0	0.1252	295.12521	
30	Trenton City	1111001-005	5-year Lead Service Line Replacement & Verification Project	225,000	250	0	15	0	5	0	15	2.17	287.17	BIL (LSLR)
31	Manchester Utilities Authority	1603001-001	Heights Tank Rehabilitation	12,028	250	0	15	0	0	0	0	0.12	280.12	
33	Hopatcong Borough	1912001-002	Hopatcong Borough PFAS Removal Improvement Project	7,000	250	0	15	0	0	0	0	0.07224	280.07224	BIL (EC)
34	Passaic Valley Water Commission	1605002-026	PVWC Lead Service Line Replacement	147,000	175	80	20	0	0	0	0	3.10483	278.10483	BIL (LSLR)
35	Bloomfield Township	0702001-004	Interconnection Project	47,315	250	0	0	5	0	0	15	0.47315	270.47315	
35	Bloomfield Township	0702001-005	Lead Service Replacement Phases	49,973	250	0	0	5	0	0	15	0.47315	270.47315	
38	North Jersey District Water Supply Commission	1613001-013	Construction of a new 50 MGD Bellville Pump Station	872,153	160	50	20	0	0	0	30	8.72153	268.72153	
39	Jersey City Municipal Utilities Authority	0906001-035	Lead Service Line Replacement	292,449	175	0	20	5	5	0	0	2.62	267.62	

Rank	Project Sponsor	Project Number	Project Name	Population	Cat A	Cat B	Cat C.a	Cat C.b	Cat C.c	Cat C.d	Cat D	Cat E	Rank Points	BIL Eligibility
40	East Orange City	0705001-003	Lead Service Line Replacement Phase 2	-	175	80	0	5	0	0	0	0.75	265.75	
41	Merchantville Pennsauken Water Commission	0424001-006	Frosthoffer GAC plant	50,000	200	0	15	0	0	0	0	0.47144	265.47144	
42	Winslow Township	0436007-006	Add radium removal treatment at existing wells 1 and 8 to correct Maximum Contaminant Level violations	39,328	250	0	15	0	0	0	0	0.39328	265.39328	
43	Belleville Township	0701001-003	Replacement of 7,000 lead service lines	35,928	250	0	0	0	0	0	15	0.35928	265.35928	
43	Belleville Township	0701001-004	Installation of lead corrosion control measures at four interconnections	35,928	250	0	0	0	0	0	15	0.35928	265.35928	
44	Upper Deerfield Township	0613004-001	Radium Treatment Removal for Love Lane WTP (wells # 3 & 4)	4,500	250	0	0	0	0	0	15	0.045	265.045	BIL (GEN)
45	National Park Borough	0812001-005	Addition of PFOS Treatment at Exisiting Water Plant	2,983	250	0	0	0	0	0	15	0.03144	265.03144	BIL (EC)
47	ADTI Housing Corporation	2103002-001	Chlorination system	83	250	0	0	0	0	0	15	0.00083	265.00083	
48	Sayreville Borough	1219001-009	Lead Service Line Investigation and Replacement	44,243	250	0	0	0	5	0	0	0.43761	260.43761	
49	Orange City	0717001-017	PFAS Treatment at Chestnut Street Pumping Station	34,447	160	80	0	5	5	0	0	0.30134	260.30133	BIL (EC)
50	Park Ridge Borough	0247001-001	Permanent PFAS Treatment	16,500	250	0	0	5	0	0	0	0.16466	260.16466	BIL (EC)
51	Aqua New Jersey Incorporate	0415002-001	Aqua New Jersey Blackwood Lead Service Line Replacement	4,545	175	80	0	0	0	0	0	0.44396	255.44395	
52	Newark City	0714001-001	Construction of an ozonation facility	285,000	100	50	20	0	0	0	80	2.85	252.85	BIL (GEN)
52	Newark City	0714001-013	Removal and disposal of sludge from lagoon	285,000	100	50	20	0	0	0	80	2.85	252.85	BIL (GEN)
53	Camden City	0408001-015	Morris-Delair WTP improvements - Phase II	77,344	100	50	20	0	0	0	80	0.77344	250.77344	BIL (GEN)
53	Camden City	0408001-016	Parkside WTP various improvements	77,344	100	50	20	0	0	0	80	0.77344	250.77344	BIL (GEN)
54	Ridgewood Village	0251001-001	Water Treatment Centralization for PFAS Removal	61,220	250	0	0	0	0	0	0	0.617	250.617	BIL (EC)
54	Ridgewood Village	0251001-002	Water Treatment Centralization for PFAS Removal Phase 2	61,200	250	0	0	0	0	0	0	0.617	250.617	BIL (EC)
54	Ridgewood Village	0251001-003	Water Treatment Centralization for PFAS Removal Phase 3	61,200	250	0	0	0	0	0	0	0.617	250.617	BIL (EC)
54	Ridgewood Village	0251001-004	Water Treatment Centralization for PFAS Removal Phase 4	61,220	250	0	0	0	0	0	0	0.617	250.617	BIL (EC)
54	Ridgewood Village	0251001-005	Water Treatment Centralization for PFAS Removal Phase 5	61,220	250	0	0	0	0	0	0	0.617	250.617	BIL (EC)
54	Ridgewood Village	0251001-006	Water Treatment Centralization for PFAS Removal Phase 6	61,220	250	0	0	0	0	0	0	0.617	250.617	BIL (EC)
55	Perth Amboy City	1216001-011	Upgrades to the Runyon Water Treatment Plant	55,436	160	80	0	0	5	0	0	0.52328	250.52328	BIL (GEN)
56	Belleville Township	0701001-008	Belleville Lead Service Line Replacement	36,069	250	0	0	0	0	0	0	0.35129	250.35129	
57	Edison Township	1205001-002	Township Wide Lead Service Replacement	107,588	250	0	0	0	0	0	0	0.35	250.35	
58	Livingston Township	0710001-001	Livingston PFAS Treatment - Phase A (Wells 1,2,4,8, 11)	29,366	250	0	0	0	0	0	0	0.27391	250.27391	BIL (EC)
58	Livingston Township	0710001-002	Livingston PFAS Treatment - Phase B (Wells 10, 12)	29,366	250	0	0	0	0	0	0	0.27391	250.27391	BIL (EC)
58	Livingston Township	0710001-003	Dorsa Wells - PFAS and 1,4-Dioxane Treatment	29,366	250	0	0	0	0	0	0	0.27391	250.27391	BIL (EC)
59	Burlington Township	0306001-001	Beverly Road Water Treatment Plant Upgrades for PFA's Treatment	23,983	250	0	0	0	0	0	0	0.22594	250.22594	
60	Moorestown Township	0322001-001	North Church Street Water Treatment Plant Upgrade	20,726	250	0	0	0	0	0	0	0.20726	250.20726	BIL (EC)
61	Ramsey Borough	0248001-009	Arsenic treatment system at the Spring Street Treatment Facility	16,350	250	0	0	0	0	0	0	0.1635	250.1635	
63	Sparta Township	1918004-003	Installation of uranium treatment equipment at two of the existing Autumn Hill well house (Well 1 and Well 2)	15,726	250	0	0	0	0	0	0	0.15726	250.15726	BIL (EC)
64	Pequannock Township	1431001-001	PFOS & PFOA Treatment for Well #1 Dunn Place NJ1431001	14,000	250	0	0	0	0	0	0	0.1401	250.1401	BIL (EC)
66	Oakland Borough	0242001-001	Soons Wellfield PFAS Treatment	12,653	250	0	0	0	0	0	0	0.12754	250.12754	BIL (EC)
67	Waldwick Borough	0264001-003	Water Treatment Systems	9,625	250	0	0	0	0	0	0	0.09653	250.09653	BIL (EC)
68	Ho-Ho-Kus Borough	0228001-002	Ho-Ho-Kus Water Treatment System	4,078	250	0	0	0	0	0	0	0.0406	250.0406	BIL (EC)
69	Essex Fells Borough	0706001-002	Interim PFAS-Runnymede Site-Wells 5 &1	21,937	250	0	0	0	0	0	0	0.022	250.022	BIL (EC)
69	Essex Fells Borough	0706001-003	Permanent PFAS Treatment (Main Facility)	21,937	250	0	0	0	0	0	0	0.022	250.022	BIL (EC)
69	Essex Fells Borough	0706001-004	Permanent PFAS Treatment (Additional Facilities)	21,937	250	0	0	0	0	0	0	0.022	250.022	BIL (EC)
70	Bethlehem Township BOE	1002311-001	Thomas B. Conley Elementary School Treatment System PFAS	3,745	250	0	0	0	0	0	0	0.00339	250.00339	BIL (EC)
71	Lake Stockholm Systems, Inc.	1911002-001	Lake Stockholm Systems, Inc., PFOA/PFOS removal for NJDEP compliance	400	250	0	0	0	0	0	0	0.003	250.003	BIL (EC)
72	Eagleswood Village MHP	1508001-001	Eagleswood Village Water Improvement	80	250	0	0	0	0	0	0	0.0008	250.00079	BIL (EC)

Rank	Project Sponsor	Project Number	Project Name	Population	Cat A	Cat B	Cat C.a	Cat C.b	Cat C.c	Cat C.d	Cat D	Cat E	Rank Points	BIL Eligibility
73	Buttonwood Mobile Home Park	0301001-001	Buttonwood system	77	250	0	0	0	0	0	0	0.00055	250.00055	
75	Jersey City Municipal Utilities Authority	0906001-034	Boonton Water Treatment Plant Electric Substation/ Distribution System Improvements	262,000	160	0	15	5	5	0	0	2.62	247.62	
76	Newark City	0714001-023	REHABILITATION OF PEQUANNOCK AQUEDUCTS	307,220	75	80	15	5	5	0	0	2.94274	242.94273	
77	Newark City	0714001-017	Water Distribution System Upgrades	285,000	75	80	20	5	0	0	0	2.94274	237.94273	BIL (GEN)
78	Brick Township Municipal Utilities Authority	1506001-011	Granular Activated Carbon (GAC) Treatment Addition	86,898	200	0	20	0	0	0	15	0.86898	235.86898	BIL (EC)
79	East Orange City	0705001-014	Water System Improvement and Resiliency Project 2017	65,078	100	50	0	5	0	0	80	0.75	235.75	BIL (GEN)
80	Newark City	0714001-008	Cleaning and lining of water mains, upgrading 4 inch mains to 6 & 8 inch mains, replace old fire hydrants	285,000	75	80	15	5	0	0	0	2.94274	232.94273	BIL (GEN)
82	Newark City	0714001-002	Rehab of 42-inch Steel water main including cleaning & lining	285,000	75	50	20	0	0	0	80	2.85	227.85	BIL (GEN)
82	Newark City	0714001-009	Replacement of 12,000 Lead service lines	285,000	75	50	20	0	0	0	80	2.85	227.85	BIL (LSLR)
83	Atlantic City Municipal Utilities Authority	0102001-007	Water Main Replacement Program	94,225	75	80	20	0	0	0	0	0.942247	225.94225	BIL (GEN)
84	Camden City	0408001-004	Replacement of water mains on South Merrimac Road and New Hampshire Road	77,344	75	50	20	0	0	0	80	0.77344	225.77344	BIL (GEN)
84	Camden City	0408001-013	Cleaning & Lining of distribution and transmission mains	77,344	75	50	20	0	0	0	80	0.77344	225.77344	BIL (GEN)
84	Camden City	0408001-014	Replacement of Lead Service Lines	77,344	75	50	20	0	0	0	80	0.77344	225.77344	BIL (LSLR)
84	Camden City	0408001-020	Cleaning and lining of a transmission mains	77,344	75	50	20	0	0	0	80	0.77344	225.77344	BIL (GEN)
85	High Bridge Borough	1014001-004	High Bridge Water System: Bunnvale Well Upgrades	3,648	175	50	0	0	0	0	0	0.033	225.033	
86	Branchville Borough	1903001-001	PFOS Treatment	75	200	0	15	0	0	0	0	0.015	225.015	BIL (EC)
87	Bridgeton City	0601001-005	Replacement of 2,190 LF of 6 inch with 8 inch main	22,770	75	50	15	0	0	0	80	0.2277	220.2277	BIL (GEN)
88	Dover Town	1409001-001	Lead Service Lines	16,000	175	0	15	0	0	0	0	0.27806	215.27806	
89	Netcong Borough	1428001-010	Borough of Netcong - Lead (Galvanized) Service Line Replacements	4,500	175	0	15	5	0	0	0	0.03342	215.03342	BIL (GEN)
90	Newark City	0714001-007	Construction of a hydro-electric facility at the pre-treatment plant screen building	285,000	45	50	20	0	0	15	80	2.85	212.85	BIL (GEN)
91	Atlantic City Municipal Utilities Authority	0102001-006	1 MG Storage Tank Sand Blasting and painting	94,225	60	50	20	0	0	0	80	0.94225	210.94225	BIL (GEN)
92	East Orange Water Commission	0705001-002	Cleaning & Lining of mains	80,468	75	50	0	5	0	0	80	0.80468	210.80468	BIL (GEN)
92	East Orange Water Commission	0705001-006	Replacement of west well transmission main	80,468	75	50	0	5	0	0	80	0.80468	210.80468	BIL (GEN)
92	East Orange Water Commission	0705001-007	Replacement of fifteen water mains suspended on Garden State Parkway bridges	80,468	75	50	0	5	0	0	80	0.80468	210.80468	BIL (GEN)
92	East Orange Water Commission	0705001-010	Installation of 2,150 LF of 8-inch & 1,400 LF of 4-inch for a redevelopment	80,468	75	50	0	5	0	0	80	0.80468	210.80468	BIL (GEN)
93	Camden City	0408001-006	Rehabilitate the North Camden pump station	77,344	60	50	20	0	0	0	80	0.77344	210.77344	BIL (GEN)
94	Atlantic City Municipal Utilities Authority	0102001-005	Installation of solar system at offices and at WTP	47,011	45	50	20	0	0	15	80	0.47011	210.47011	BIL (GEN)
95	West Cape May Borough	0512001-001	Lead Line Remediation	1,900	175	0	20	0	0	0	0	0.046	210.04601	
96	North Jersey District Water Supply Commission	1613001-027	Expansion of Aeration System	872,153	100	50	20	0	0	0	30	8.72153	208.72153	
96	North Jersey District Water Supply Commission	1613001-028	Filter Bldg Pipe Gallery Dehumid	872,153	100	50	20	0	0	0	30	8.72153	208.72153	
96	North Jersey District Water Supply Commission	1613001-029	Basins 1-4 Flocculator Rehabilitation	872,153	100	50	20	0	0	0	30	8.72153	208.72153	
96	North Jersey District Water Supply Commission	1613001-012	Improvement of chemical feed equipment, pressure gauges, meters and alarms for increased security measures	872,153	100	50	20	0	0	0	30	8.72153	208.72153	
96	North Jersey District Water Supply Commission	1613001-014	Construction of a 6 MG baffled clearwell and rehab of an existing clearwell to include baffles	872,153	100	50	20	0	0	0	30	8.72153	208.72153	
96	North Jersey District Water Supply Commission	1613001-016	Install 6 Layer Aerators including air piping and appurtenances.	872,153	100	50	20	0	0	0	30	8.72153	208.72153	
96	North Jersey District Water Supply Commission	1613001-020	Rehabilitation of existing WTP	872,153	100	50	20	0	0	0	30	8.72153	208.72153	
97	Aqua New Jersey Incorporate	2119001-008	Replacement of 7,080 LF of undersized water mains in Philipsburg	33,560	75	50	0	0	0	0	80	0.3356	205.3356	BIL (GEN)
98	Cape May City	0502001-002	Replacement of Existing Water Plant	18,901	170	0	20	0	0	0	0	0.18901	205.18901	BIL (GEN)



Rank	Project Sponsor	Project Number	Project Name	Population	Cat A	Cat B	Cat C.a	Cat C.b	Cat C.c	Cat C.d	Cat D	Cat E	Rank Points	BIL Eligibility
99	Newton Town	1915001-001	2023 Drinking Water Improvements	8,300	160	0	20	0	0	0	0	0.083	205.083	
100	Hightstown Borough	1104001-012	Lead Service Line Replacement	5,494	175	0	15	0	0	0	0	0.054	205.054	
101	Buena Vista Township	0660004-001	Water Main extension due to private well contamination	184	125	0	0	0	0	0	80	0.00184	205.00184	BIL (EC)
102	Passaic Valley Water Commission	1605002-018	Upgrade residual treatment process to include belt thickeners	347,052	100	0	20	0	0	0	80	3.47052	203.47052	BIL (GEN)
103	Newark City	0714001-011	Rehabilitation of the basculate gate at the Charlotteburgh Reservoir with alarm and control systems	285,000	45	80	15	5	0	0	0	2.94274	202.94273	BIL (GEN)
104	Merchantville Pennsauken Water Commission	0424001-008	Park Ave GAC Plant	50,000	200	0	0	0	0	0	0	0.47144	200.47144	
104	Merchantville Pennsauken Water Commission	0424001-004	National Highway PFC plant	50,000	200	0	0	0	0	0	0	0.47144	200.47144	BIL (EC)
105	Pompton Lakes Municipal Utilities Authority	1609001-007	Well #3 Treatment	11,435	200	0	0	0	0	0	0	0.11435	200.11435	
105	Pompton Lakes Municipal Utilities Authority	1609001-008	Well #1 and #2 Treatment	11,435	200	0	0	0	0	0	0	0.11435	200.11435	
106	Berkeley Township Municipal Utilities Authority	1505004-010	Berkeley Township MUA Phase VII Water Main Installation	10,800	165	0	20	0	0	0	0	0.11235	200.11235	BIL (GEN)
107	East Greenwich Township	0803001-004	Installation of filtration system for PFC removal at #3 Well	9,550	200	0	0	0	0	0	0	0.0955	200.0955	BIL (EC)
108	Boonton Town	1401001-004	Wellfield PFAS Treatment Improvements (Boonton Town)	9,900	200	0	0	0	0	0	0	0.09532	200.09532	BIL (EC)
109	Washington Township Municipal Utilities Authority	1438004-005	WTMUA – SM-10 and SM-17 PFAS Treatment Improvements	4,900	200	0	0	0	0	0	0	0.04866	200.04866	BIL (EC)
110	Allentown Borough	1302001-005	Allentown Lead Service Lines	1,734	175	0	15	0	0	0	0	0.02	200.02	BIL (LSLR)
111	Lakeshore Company	1413001-001	Lakeshore Water - New Well Treatment	250	200	0	0	0	0	0	0	0.0027	200.0027	
113	Jersey City Municipal Utilities Authority	0906001-017	Boonton Plant Centrifuge	264,290	100	50	15	0	0	0	30	2.62004	197.62004	
114	East Orange Water Commission	0705001-009	Installation of solar power at water treatment plant	80,468	45	50	0	5	0	15	80	0.80468	195.80468	BIL (GEN)
115	East Orange City	0705001-013	WORPS Emergency Backup Power Generator Planning and Design	65,078	60	50	0	5	0	0	80	0.65078	195.65078	BIL (GEN)
115	East Orange City	0705001-012	WORPS SCADA Instrumentation/Controls Planning and Design	65,078	60	50	0	5	0	0	80	0.65078	195.65078	BIL (GEN)
116	Vineland City	0614003-017	2016 Water Distribution Rehabilitation Project	36,848	75	80	15	0	0	0	0	0.3625	195.3625	BIL (GEN)
117	Willingboro Municipal Utilities Authority	0338001-011	Well 6 Water Treatment Plant Upgrade	34,731	160	0	20	0	0	0	0	0.35	195.35	
118	Rahway City	2013001-003	Rahway Lead Service Line Replacement Project	29,556	175	0	0	5	5	0	0	0.273	195.273	
119	NJ American Water Company, Inc.	2121001-001	Washington Twp. Main Extension	6,492	165	0	15	0	0	0	0	0.10719	195.10719	
120	Hopatcong Borough	1912001-001	Hudson Avenue Water Main Installation	7,224	165	0	15	0	0	0	0	0.07224	195.07224	
121	Salem City	1712001-003	Upgrades to WTP to address taste and odor problems	5,857	100	0	15	0	0	0	80	0.05857	195.05857	BIL (GEN)
122	Egg Harbor City	0107001-002	Replacement of a water treatment plant	4,700	100	0	15	0	0	0	80	0.047	195.047	BIL (GEN)
123	North Jersey District Water Supply Commission	1613001-031	Purchase and Install New Dewatering System	150	160	0	20	0	0	0	0	0.0015	195.0015	
124	North Jersey District Water Supply Commission	1613001-032	Rehabilitation of Treatment Facility	872,153	160	0	20	0	0	0	0	0	195	
125	NJ American Water Company, Inc.	2004002-012	NJ American Water Lead Service Line Replacement Program PWSID 2004002	1	125	50	0	5	5	0	0	6.1543	191.1543	
126	Camden City	0408001-021	New Auto Meter Reading Equip for entire City	77,344	25	50	20	0	0	15	80	0.77344	190.77344	BIL (GEN)
127	Seaside Heights Borough	1526001-002	Seaside Heights - Water System Improvements - Resiliency	7,667	160	0	15	0	0	0	0	0.0766667	190.07667	
127	Seaside Heights Borough	1526001-001	Seaside Heights - Water Treatment Plant Improvements	7,667	160	0	15	0	0	0	0	0.0766667	190.07667	BIL (GEN)
128	Mount Arlington Borough	1426005-003	Altenbrand, Windemere, McGregor and Lee Water Main Extension	133	165	0	15	0	0	0	0	0.01978	190.01978	
129	Old Bridge Municipal Utilities Authority	1209002-014	Perrine Road Carbon Absorber Facility	65,375	160	0	15	0	0	0	0	0.67215	185.67215	
130	Bloomfield Township	0702001-001	Cleaning and Lining of water mains	47,000	175	0	0	5	0	0	0	0.47315	185.47314	
130	Bloomfield Township	0702001-006	Lead Service Line Replacement (2023-2025)	-	175	0	0	5	0	0	0	0.47315	185.47314	
131	Montclair Township	0713001-013	Montclair Township - Lead & Galvanized Service Line Replacements - SFY23	2,000	175	0	0	5	0	0	0	0.37669	185.37669	
132	Collingswood Borough	0412001-006	Collingswood Lead Line Removal	16,000	175	0	0	5	0	0	0	0.245	185.245	
133	Passaic Valley Water Commission	0231001-002	Lead Service Line Replacement in Lodi System	24,551	175	0	0	0	5	0	0	0.24136	185.24136	BIL (LSLR)
134	South Orange Village	0719001-013	Lead Line Identification and Replacement	22,865	175	0	0	5	0	0	0	0.16964	185.16965	
135	North Jersey District Water Supply Commission	1613001-006	Construct a 48 inch by-pass main and rehabilitate the single 70+ yr old 74 inch aqueduct	872,153	75	50	20	0	0	0	30	8.72153	183.72153	

Rank	Project Sponsor	Project Number	Project Name	Population	Cat A	Cat B	Cat C.a	Cat C.b	Cat C.c	Cat C.d	Cat D	Cat E	Rank Points	BIL Eligibility
135	North Jersey District Water Supply Commission	1613001-009	Rehab of the Kearny/Bayonne Transmission main	872,153	75	50	20	0	0	0	30	8.72153	183.72153	
136	NJ American Water Company, Inc.	2004002-015	Netherwood PFAS Treatment	48,000	160	0	0	5	5	0	0	3.18148	183.18147	BIL (EC)
137	Salem City	1712001-004	Salem City Water Meter	4,931	35	80	15	0	5	15	0	0.06199	180.062	BIL (GEN)
138	Tuckerton Borough	1532002-004	Rehabilitation of three green sand filter tanks and one backwash tank	3,365	100	35	15	0	0	0	30	0.03365	180.03365	BIL (GEN)
140	Passaic Valley Water Commission	1605002-015	Replace approximately 200 large antiquated valves	347,052	75	0	20	0	0	0	80	3.47052	178.47052	BIL (GEN)
140	Passaic Valley Water Commission	1605002-017	Installation of 7000 LF of 12-inch main to replace Granite Ave storage tank	347,052	75	0	20	0	0	0	80	3.47052	178.47052	BIL (GEN)
140	Passaic Valley Water Commission	1605002-019	Installation of 2200 LF of 12-inch main to connect Eastside Pumping station to Patersons downtown area	347,052	75	0	20	0	0	0	80	3.47052	178.47052	BIL (GEN)
141	Newark City	0714001-010	Replacement of 38,234 old water meters in the distribution system.	285,000	25	50	20	0	0	0	80	2.85	177.85	BIL (GEN)
142	Newark City	0714001-018	Replacement of Water Distribution Mains	273,000	75	0	20	0	0	0	80	2.73	177.73	BIL (GEN)
143	Middlesex Water Company	1225001-005	MWC Galvanized & Lead Service Line Replacement	-	175	0	0	0	0	0	0	2.33376	177.33376	
144	Ridgewood Village	0251001-007	Ridgewood Water Lead Service Line Replacements	61,220	175	0	0	0	0	0	0	0.617	175.617	
145	Merchantville Pennsauken Water Commission	0424001-005	Lead line removal	49,990	175	0	0	0	0	0	0	0.47144	175.47144	
146	Aqua New Jersey Incorporate	1103001-007	Aqua NJ Hamilton Lead Service Line Replacement	88,464	175	0	0	0	0	0	0	0.39128	175.39128	
147	Orange City	0717001-014	Orange Twp   Relocation of the existing transmission main under the Glen Avenue Bridge for the stabilization of the pipe	30,731	75	80	0	5	5	0	0	0.30134	175.30135	BIL (GEN)
148	Aqua New Jersey Incorporate	2119001-002	Lead Service Line Replacement Phillipsburg	14,950	175	0	0	0	0	0	0	0.26686	175.26686	
149	Hackettstown Municipal Utilities Authority	2108001-002	Lead Service Line Replacement	185	125	50	0	0	0	0	0	0.22	175.22	
150	Hamilton Township Municipal Utilities Authority	0112001-005	WATER MAIN REPLACEMENT PHASE 2	22,000	175	0	0	0	0	0	0	0.2172	175.21719	
151	Lyndhurst Township	0232001-004	Lead Water Service Replacement Program	22,453	175	0	0	0	0	0	0	0.205	175.205	
152	Hawthorne Borough	1604001-003	Hawthorne Lead Water Service Line Replacement Phase 2	19,360	175	0	0	0	0	0	0	0.19458	175.19458	
152	Hawthorne Borough	1604001-004	Hawthorne Lead Service Line Replacement Phase 3	19,458	175	0	0	0	0	0	0	0.19458	175.19458	
153	Maple Shade Township	0319001-001	Maple Shade Township Lead Service Line Replacement	19,980	175	0	0	0	0	0	0	0.194	175.194	
154	Passaic Valley Water Commission	0239001-002	Lead Service Line Replacement in North Arlington System	15,741	175	0	0	0	0	0	0	0.15392	175.15392	
155	Ventnor City	0122001-002	Water Infrastructure Project	14,076	175	0	0	0	0	0	0	0.14076	175.14076	BIL (GEN)
156	Clinton Town	1005001-014	Town of Clinton - Galvanized Service Line Replacement - SFY23	1,000	175	0	0	0	0	0	0	0.125	175.125	
156	Clinton Town	1005001-015	Town of Clinton - Galvanized Service Line Replacement - SFY24	1,000	175	0	0	0	0	0	0	0.125	175.125	
156	Clinton Town	1005001-016	Town of Clinton - Galvanized Service Line Replacement - SFY25	1,000	175	0	0	0	0	0	0	0.125	175.125	
156	Clinton Town	1005001-017	Town of Clinton - Galvanized Service Line Replacement - SFY26	1,000	175	0	0	0	0	0	0	0.125	175.125	
156	Clinton Town	1005001-018	Town of Clinton - Galvanized Service Line Replacement - SFY27	1,000	175	0	0	0	0	0	0	0.125	175.125	
157	Brigantine City	0103001-002	Brigantine Lead Service Line Replacement Project	11,117	175	0	0	0	0	0	0	0.111167	175.11117	
158	Margate City	0116001-003	Margate Lead Service Line Replacement Program	10,000	175	0	0	0	0	0	0	0.1	175.1	
159	Chatham Borough	1404001-001	Lead Line Service Replacements	9,212	175	0	0	0	0	0	0	0.08962	175.08962	
160	Aqua New Jersey Incorporate	1107002-001	Lead Service Line Replacements Lawrenceville	33,472	175	0	0	0	0	0	0	0.08655	175.08655	
162	Glen Ridge Borough	0708001-009	GR-Lead Service Lines Replacement (Main to Dwelling) - Phase 1	7,527	175	0	0	0	0	0	0	0.07681	175.07681	
163	Bayonne City	0901001-005	City of Bayonne Lead Service Line Replacement Project	71,686	175	0	0	0	0	0	0	0.063	175.063	BIL (LSLR)
164	Hightstown Borough	1104001-013	Improvements to Maxwell Avenue	5,855	175	0	0	0	0	0	0	0.054	175.054	
165	Longport Borough	0115001-001	Lead Service Line Replacement - Phase I	3,851	175	0	0	0	0	0	0	0.0385133	175.03851	
166	Fayson Lake Water Company, Incorporated	1415001-002	FLWC 2023 Water Main Replacement	3,010	175	0	0	0	0	0	0	0.0301	175.0301	
167	Swedesboro Borough	0817001-001	Lead Service Water Line Abatement	2,000	175	0	0	0	0	0	0	0.02824	175.02824	
168	Hampton Borough	1013001-002	Hampton Borough - Galvanized Service Line Replacement	1,400	175	0	0	0	0	0	0	0.01401	175.01401	
169	Weymouth Township Municipal Utilities Authority	0123001-001	WTMUA Water Line Replacement	600	175	0	0	0	0	0	0	0.0072	175.0072	BIL (GEN)
170	NJ American Water Company, Inc.	2004002-014	RMWTP LT2ESWWTR and Filter Rehabilitation	44,464	100	50	20	0	0	0	0	3.15315	173.15315	
171	Jersey City Municipal Utilities Authority	0906001-019	Route 139 Water Main Replacement Project	262,000	75	50	20	5	5	0	15	2.62	172.62	

Rank	Project Sponsor	Project Number	Project Name	Population	Cat A	Cat B	Cat C.a	Cat C.b	Cat C.c	Cat C.d	Cat D	Cat E	Rank Points	BIL Eligibility
172	Wildwood City	0514001-006	2019 Capital Improvements (Drinking Water)	94,333	75	0	15	0	0	0	80	0.943327	170.94333	BIL (GEN)
173	Sayreville Borough	1219001-011	Water Treatment Plant Chemical Feed Upgrades	44,243	160	0	0	0	5	0	0	0.43761	170.43761	
174	Montclair Township	0713001-012	Montclair Township - PFOAS and Perchlorate Treatment - Rand Well	3,800	160	0	0	5	0	0	0	0.37669	170.37669	BIL (EC)
175	Manchester Township	1518005-001	Various main replacements	26,877	75	0	15	0	0	0	80	0.26877	170.26877	BIL (GEN)
176	Collingswood Borough	0412001-001	Collingswood Comly Ave Water Plant	16,904	160	0	0	5	0	0	0	0.245	170.245	
178	South Orange Village	0719001-008	Well 17 Air Stripper	16,198	160	0	0	5	0	0	0	0.16964	170.16965	
179	Park Ridge Borough	0247001-002	Well 21 Treatment Plant Construction	16,500	160	0	0	5	0	0	0	0.16466	170.16466	
180	Lower Township Municipal Utilities Authority	0505002-004	Del Haven Water Main Expansion / Wildwood Water Utility Interconnect	7,222	125	0	15	0	0	0	30	0.07222	170.07222	BIL (GEN)
181	Flemington Borough	1009001-009	Additional Water Tank and Improvements	4,389	60	80	15	0	0	0	0	0.04389	170.04388	BIL (GEN)
182	Seaside Park Borough	1527001-004	Well 10 Treatment Facility	1,700	40	50	0	0	0	0	80	0.017	170.017	BIL (GEN)
184	Arthur Road Well Association	1912007-001	Connection of this system to Hopatcong Borough	60	170	0	0	0	0	0	0	0.0006	170.0006	
185	North Jersey District Water Supply Commission	1613001-035	Rehabilitation of Pump Stations	872,153	60	50	20	0	0	0	30	8.72153	168.72153	
185	North Jersey District Water Supply Commission	1613001-019	Ramapo Pump Station Improvements	872,153	60	50	20	0	0	0	30	8.72153	168.72153	
185	North Jersey District Water Supply Commission	1613001-021	Implementation of alternative energy generation systems at the Wanaque TP	872,153	45	50	20	0	0	15	30	8.72153	168.72153	
186	NJ American Water Company, Inc.	1345001-021	Swimming River WTP 2nd Clearwell	335,449	100	50	0	0	0	0	15	3.35449	168.35449	
187	Jersey City Municipal Utilities Authority	0906001-016	Large Valve Replacement Program- Phase 2	264,290	75	0	20	5	5	0	0	2.6429	167.6429	
188	Jersey City Municipal Utilities Authority	0906001-022	Hackensack River 36" Aqueduct replacement	270,753	75	0	20	5	5	0	0	2.62	167.62	
188	Jersey City Municipal Utilities Authority	0906001-027	PHASE 6B WATER MAIN REHABILITATION PROJECT	247,597	75	0	20	5	5	0	0	2.62	167.62	
188	Jersey City Municipal Utilities Authority	0906001-024	Phase 2A Water	250,000	75	0	20	5	5	0	0	2.62	167.62	
188	Jersey City Municipal Utilities Authority	0906001-023	Phase 5A Water Project	262,000	75	0	20	5	5	0	0	2.62	167.62	
188	Jersey City Municipal Utilities Authority	0906001-026	5-B Water Project	250,000	75	0	20	5	5	0	0	2.62	167.62	
188	Jersey City Municipal Utilities Authority	0906001-032	Van Horne Street Water Improvements	265,549	75	0	20	5	5	0	0	2.62	167.62	
188	Jersey City Municipal Utilities Authority	0906001-033	Pine Street Area Water Improvements	5,000	75	0	20	5	5	0	0	2.62	167.62	
190	East Windsor Municipal Utilities Authority	1101002-006	Millstone Road Water Treatment Plant Well #9 & Well #10	25,763	150	0	0	0	0	15	0	0.25	165.25	
191	Manchester Utilities Authority	1603001-004	Holland Christian Home Water Main Extension Project	175	165	0	0	0	0	0	0	0.12	165.12	
192	Lower Township Municipal Utilities Authority	0505002-005	LCMR - Water Main Extension	884	165	0	0	0	0	0	0	0.10315	165.10315	BIL (GEN)
193	Passaic Valley Water Commission	1605002-020	Replacement of Prospect Park storage tank	347,052	60	0	20	0	0	0	80	3.47052	163.47052	BIL (GEN)
193	Passaic Valley Water Commission	1605002-023	Decommissioning of Granite Avenue Tank	347,052	60	0	20	0	0	0	80	3.47052	163.47052	BIL (GEN)
194	Jersey City Municipal Utilities Authority	0906001-029	Phase 6A Water Rehabilitation	265,510	75	0	15	5	5	0	0	2.62	162.62	
195	Brick Township Municipal Utilities Authority	1506001-014	Water Main Replacement on Cartagena Drive, Alhama Drive, Cadiz Drive, Valencia Drive and Monterey Drive	86,898	75	50	20	0	0	0	15	0.86898	160.86898	
196	NJ American Water Company, Inc.	0323001-005	Woodlane WTP Improvement Project	445,702	160	0	0	0	0	0	0	0.47427	160.47427	
197	Camden City	0408001-022	Install potable wells/flr elevations at Morris Delair WTP	46,585	15	80	15	0	0	0	0	0.46585	160.46585	BIL (GEN)
198	Mount Laurel Township Municipal Utilities Authority	0324001-004	Elbo Lane WTP HVAC Replacement	46,310	160	0	0	0	0	0	0	0.41743	160.41743	
199	Aqua New Jersey Incorporate	1103001-004	AQUA Hamilton PFAS Treatment	39,128	160	0	0	0	0	0	0	0.39128	160.39128	BIL (EC)
200	Fair Lawn Borough	0217001-001	Fair Lawn Water Treatment Facility	34,927	160	0	0	0	0	0	0	0.31	160.31	
201	Monroe Municipal Utilities Authority	0811002-002	Water Treatment System Rehabilitation	37,117	160	0	0	0	0	0	0	0.26179	160.2618	
203	Hamilton Township Municipal Utilities Authority	0112001-004	HTMUA WELL #8 REHABILITATION	23,176	160	0	0	0	0	0	0	0.2172	160.21719	
204	Point Pleasant Borough	1524001-002	Water Treatment Plant Filter Replacement	18,651	160	0	0	0	0	0	0	0.196	160.196	
205	Verona Township	0720001-006	LINN DRIVE WELLS	14,460	160	0	0	0	0	0	0	0.13641	160.13641	
205	Verona Township	0720001-007	FAIRVIEW WELLS	14,460	160	0	0	0	0	0	0	0.13641	160.13641	
206	Clinton Town	1005001-020	Town of Clinton - Lebanon Well #2 - PFAS Treatment and Well Improvements	8,333	160	0	0	0	0	0	0	0.125	160.125	BIL (EC)



Rank	Project Sponsor	Project Number	Project Name	Population	Cat A	Cat B	Cat C.a	Cat C.b	Cat C.c	Cat C.d	Cat D	Cat E	Rank Points	BIL Eligibility
206	Clinton Town	1005001-019	Town of Clinton - Wells 11, 12R & 15 - PFAS Treatment Improvements	-	160	0	0	0	0	0	0	0.125	160.125	BIL (EC)
207	Beachwood Borough	1504001-001	Beachwood Water Department New Water Treatment Facility	10,859	160	0	0	0	0	0	0	0.10802	160.10802	
208	Boonton Town	1401001-003	Wellfield Treatment Plant Upgrades	9,900	160	0	0	0	0	0	0	0.09532	160.09532	
209	Spotswood Borough	1224001-003	Rehabilitation of the George Street Water Treatment Plant	8,300	160	0	0	0	0	0	0	0.083	160.08299	
210	Berkeley Township Municipal Utilities Authority	1505004-003	Install new solar panels at treatment plant	8,130	45	0	20	0	0	15	80	0.0813	160.0813	BIL (GEN)
211	Roxbury Township	1436003-001	Well 2 PFAS Treatment Facility	5,153	160	0	0	0	0	0	0	0.05153	160.05153	BIL (EC)
212	Netcong Borough	1428001-002	Replacement of leaking water mains	3,236	75	50	15	5	0	0	15	0.03236	160.03236	
212	Netcong Borough	1428001-004	Replacement of 8in water main	3,236	75	50	15	5	0	0	15	0.03236	160.03236	
213	Lakehurst Borough	1513001-003	Treatment Plant Updates	2,684	160	0	0	0	0	0	0	0.0265	160.0265	
214	Jersey City Municipal Utilities Authority	0906001-036	Bates Street, Grand Street and Center Street Water System Improvements	283,927	75	0	20	5	0	0	0	2.62	157.62	
214	Jersey City Municipal Utilities Authority	0906001-012	Water Main Replacement	262,000	75	0	20	5	0	0	0	2.62	157.62	
214	Jersey City Municipal Utilities Authority	0906001-006	Transmission Main Install	247,000	75	0	20	5	0	0	0	2.62	157.62	
220	Clementon Borough	0411001-001	Rehab of Gibbsboro Water Main (White Horse Pike & White Horse Rd.)	5,003	75	80	0	0	0	0	0	0.05	155.05	BIL (GEN)
222	Sussex Borough	1921001-007	Sussex Borough Main Street Water Main Replacement Project	2,201	75	80	0	0	0	0	0	0.02201	155.022	BIL (GEN)
223	Sussex Borough	1921001-006	Water Systems Enhancements	2,130	75	0	0	0	0	0	80	0.0213	155.0213	BIL (GEN)
223	Sussex Borough	1921001-005	Lake Rutherford Water Line Installation Project	2,130	75	0	0	0	0	0	80	0.0213	155.0213	BIL (GEN)
224	Newark City	0714001-014	Installation of a SCADA system	285,000	1	50	20	0	0	0	80	2.85	153.85	BIL (GEN)
225	North Jersey District Water Supply Commission	1613001-018	Security system improvements - Relocation of Wanaque WTP main entrance gate closer to Ringwood Blvd	872,153	45	50	20	0	0	0	30	8.72153	153.72153	
225	North Jersey District Water Supply Commission	1613001-023	Security system improvements	872,153	45	50	20	0	0	0	30	8.72153	153.72153	
226	NJ American Water Company, Inc.	1345001-018	Oak Glenn Treatment Plant Expansion	290,470	100	50	0	0	0	0	0	2.9047	152.9047	
227	Middlesex Water Company	1225001-029	CJO Plant Upgrade - DBP Removal Treatment	282,741	100	50	0	0	0	0	0	2.33376	152.33376	
228	East Orange Water Commission	0705001-004	Rehab of Braidburn wells #1 & #2; Canoe Brook wells #2, #3 & #4	80,468	15	50	0	5	0	0	80	0.80468	150.80468	BIL (GEN)
228	East Orange Water Commission	0705001-005	Replacement of electrical cable for wellfield which includes Well Nos. 3, 4 & 5	80,468	15	50	0	5	0	0	80	0.80468	150.80468	BIL (GEN)
229	Perth Amboy City	1216001-012	Florida Grove Road Reservoir Improvements	55,436	60	80	0	0	5	0	0	0.52328	150.52328	BIL (GEN)
230	Mahwah Township	0233001-006	Rehabilitation of Ford Wellfield treatment, pumps & motors, electrical, SCADA and transmission mains	24,062	100	50	0	0	0	0	0	0.24062	150.24062	
231	Hawthorne Borough	1604001-002	Hawthorne Water Utility PFAs Treatment	18,775	100	50	0	0	0	0	0	0.19058	150.19058	BIL (EC)
232	Willingboro Municipal Utilities Authority	0338001-002	Replacement of 56,000 LF of 6 and 8-inch mains-Twin Hills	34,731	75	50	20	0	0	0	0	0.34731	145.34731	
232	Willingboro Municipal Utilities Authority	0338001-003	Replacement of 6 & 8 inch mains in Rlittenhouse section	34,731	75	50	20	0	0	0	0	0.34731	145.34731	
233	Vineland City	0614003-012	Upgrades to well #4 water treatment plant including a new air stripping tower	33,000	100	0	15	0	0	0	30	0.33	145.33	BIL (GEN)
233	Vineland City	0614003-013	Upgrades to the existing water treatment plant at well #13 with new replacement well #18.	33,000	100	0	15	0	0	0	30	0.33	145.33	BIL (GEN)
234	Stafford Township	1530004-016	Installation of 5,000 LF of main under the GSP as secondary crossing	28,868	75	35	20	0	0	0	15	0.28868	145.28868	
234	Stafford Township	1530004-017	Replacement of 1,600 LF of water main on Charles Blvd	28,868	75	35	20	0	0	0	15	0.28868	145.28868	
235	Egg Harbor City	0107001-001	Construction of a new storage tank	4,700	50	0	15	0	0	0	80	0.047	145.047	BIL (GEN)
237	Netcong Borough	1428001-005	Roof and Structural repairs to a 1MG reservoir	3,236	60	50	15	5	0	0	15	0.03236	145.03236	
238	Glassboro Borough	0806001-001	2.0 mg elevated tower repainting	19,992	60	80	0	0	0	0	0	0.24244	140.24245	
239	Manchester Utilities Authority	1603001-007	Replace existing booster station	12,111	60	50	15	0	0	0	15	0.12111	140.12111	
240	Berkeley Township Municipal Utilities Authority	1505004-004	Install automated meter reading system	8,130	25	0	20	0	0	15	80	0.0813	140.0813	BIL (GEN)
241	Hightstown Borough	1104001-009	Water Tank Painting & Repairs	5,567	60	50	15	0	0	0	15	0.054	140.054	



Rank	Project Sponsor	Project Number	Project Name	Population	Cat A	Cat B	Cat C.a	Cat C.b	Cat C.c	Cat C.d	Cat D	Cat E	Rank Points	BIL Eligibility
243	Upper Deerfield Township	0613004-002	Seabrook Water Tower Replacement (Upper Deerfield)	2,964	60	80	0	0	0	0	0	0.02463	140.02463	BIL (GEN)
244	Waterford Township Municipal Utilities Authority	0435003-001	New water mains for Maximum Contaminant Level violations	2,408	125	0	15	0	0	0	0	0.02408	140.02408	
245	Jersey City Municipal Utilities Authority	0906001-025	Phase 1 & 2 Water Main Replacement Project	264,161	75	0	20	5	5	15	15	2.62	137.62	
245	Jersey City Municipal Utilities Authority	0906001-028	Dam Security Improvements	265,932	45	0	20	5	5	0	0	2.62	137.62	
246	Trenton City	1111001-012	Pennington Reservoir Replacement	225,000	60	0	15	0	5	0	0	2.17	137.17	BIL (GEN)
247	East Orange City	0705001-500/001	Install generators -White Oak Rd	80,468	1	50	0	5	0	0	80	0.80468	136.80468	BIL (GEN)
249	Atlantic City Municipal Utilities Authority	0102001-009	Water Meter and MTU Replacement	75,619	25	0	15	0	0	15	80	0.756193	135.75619	BIL (GEN)
250	Perth Amboy City	1216001-005	THE INSTALLATION OF A NEW STANDBY GENERATOR AT THE RUNYON WATER TREATMENT PLANT	366,296	45	80	0	0	5	0	0	0.52328	135.52328	BIL (GEN)
251	Wildwood City	0514001-005	Well #39 Redevelopment	45,500	15	80	15	0	0	0	0	0.454997	135.455	BIL (GEN)
252	Vineland City	0614003-016	Well 17 Treatment Facility	36,848	15	80	15	0	0	0	0	0.3625	135.3625	BIL (GEN)
253	Willingboro Municipal Utilities Authority	0338001-010	Well5A PFOS Treatment System Upgrade	34,731	100	0	20	0	0	0	15	0.35	135.35	BIL (EC)
255	Bridgeton City	0601001-006	Well 14/15 Rehabilitation	25,349	15	80	15	0	0	0	0	0.2277	135.22771	BIL (GEN)
256	Freehold Borough	1315001-003	Replacement of Well No. 3	12,052	15	80	15	0	5	0	0	0.11029	135.11029	BIL (GEN)
257	Passaic Valley Water Commission	1605002-010	Installation of a back up Wanaque interconnection line	347,052	30	0	20	0	0	0	80	3.47052	133.47052	BIL (GEN)
257	Passaic Valley Water Commission	1605002-016	Upgrade the interconnection with United WC	347,052	30	0	20	0	0	0	80	3.47052	133.47052	BIL (GEN)
257	Passaic Valley Water Commission	1605002-022	Emergency interconnection upgrade	347,052	30	0	20	0	0	0	80	3.47052	133.47052	BIL (GEN)
258	Jersey City Municipal Utilities Authority	0906001-010	Journal Square North Cleaning	262,000	75	0	20	5	0	0	30	2.62	132.62	
258	Jersey City Municipal Utilities Authority	0906001-009	Burma Road Area Water System Improvements	262,000	75	0	15	5	5	0	30	2.62	132.62	
260	NJ City Univ. / Jersey City Municipal Utilities Authority	0906001-005	Redevelopment of Brownfield site	247,000	75	0	20	5	0	0	30	2.47	132.47	
261	NJ American Water Company, Inc.	0712001-016	NJ American Water Lead Service Line Replacement Program PWSID 0712001	217,230	125	0	0	5	0	0	0	1.74985	131.74985	
265	Orange City	0717001-012	Orange Twp   Interconnection and Distribution Project	30,731	30	80	0	5	5	0	0	0.30134	130.30135	BIL (GEN)
266	Manchester Township	1518005-004	MANCHESTER TOWNSHIP 1.0MG ELEVATED TANK	21,200	50	80	0	0	0	0	0	0.212	130.21201	BIL (GEN)
267	Pine Hill Municipal Utilities Authority	0428002-001	Construction of GAC filtration system for removal of IPMP - Critical Area #2	12,492	100	0	0	0	0	0	30	0.12492	130.12492	BIL (GEN)
268	Bellmawr Borough	0404001-005	Improvements to WTP	11,583	100	0	0	0	0	0	30	0.11583	130.11583	BIL (GEN)
269	Sussex Borough	1921001-001	Water Treatment Plant upgrades	2,666	100	0	0	0	0	0	30	0.02666	130.02666	BIL (GEN)
270	Bayville Central Regional Board of Education	1505355-001	Additional treatment on existing well	2,500	100	0	0	0	0	0	30	0.025	130.025	
271	Downe Township	0604001-004	Construction of new storage tank on New Jersey Avenue	770	50	0	0	0	0	0	80	0.0077	130.0077	BIL (GEN)
272	NJ American Water Company, Inc.	1345001-019	Howell-Lakewood Transmission Main	290,470	75	50	0	0	0	0	0	2.55333	127.55333	
273	Middlesex Water Company	1225001-018	Construction of a water main	233,376	75	50	0	0	0	0	0	2.33376	127.33376	
273	Middlesex Water Company	1225001-019	Replacement of 5,000 LF of 24-inch cast iron mains	233,376	75	50	0	0	0	0	0	2.33376	127.33376	
275	Atlantic City Municipal Utilities Authority	0102001-008	Water Meter Replacement Program	94,225	25	0	20	0	0	0	80	0.95	125.95	BIL (GEN)
276	Old Bridge Municipal Utilities Authority	1209002-005	Laurence Harbor Water System Upgrade, Phase 1	65,375	75	50	0	0	0	0	0	0.67215	125.67215	
277	Bayonne Municipal Utilities Authority	0901001-004	Rehabilitation of gate house valve chamber and venturi flow meter	61,842	75	0	20	0	0	0	30	0.61842	125.61842	BIL (GEN)
279	Perth Amboy City	1216001-500	Install New Stand-by Generator for Runyon Water Treat. Plant	50,814	45	80	0	0	0	0	0	0.52328	125.52328	BIL (GEN)
280	Aqua New Jersey Incorporate	0415002-008	Replacement of 5,900 LF of water main on Lakeside, East Blenheim, Haines, Lake & Church, etc	49,350	75	50	0	0	0	0	0	0.4935	125.4935	
281	Long Beach Township	1517001-013	Replacement of water mains	35,367	75	50	0	0	0	0	0	0.35367	125.35367	
283	Ramsey Borough	0248001-001	Construction of mains (Rte 17, Grant & Airmount)	16,350	75	50	0	0	0	0	0	0.1635	125.1635	
283	Ramsey Borough	0248001-002	Replacement of mains (Carol & Maple)	16,350	75	50	0	0	0	0	0	0.1635	125.1635	
283	Ramsey Borough	0248001-003	Construction of mains (Rte 17, Snyder & Airmount)	16,350	75	50	0	0	0	0	0	0.1635	125.1635	
283	Ramsey Borough	0248001-004	Construction of mains (Lakeview & Airmount)	16,350	75	50	0	0	0	0	0	0.1635	125.1635	

Rank	Project Sponsor	Project Number	Project Name	Population	Cat A	Cat B	Cat C.a	Cat C.b	Cat C.c	Cat C.d	Cat D	Cat E	Rank Points	BIL Eligibility
285	Harrison Town	0904001-001	Cleaning & Lining of mains on Grant Ave., Cleveland Ave., & Hamilton Street	14,425	75	0	20	0	0	0	30	0.14425	125.14425	
285	Harrison Town	0904001-004	Cleaning and Lining and of approximately 3,000 LF of 10, 12 and 14 inch mains	14,425	75	0	20	0	0	0	30	0.14425	125.14425	
285	Harrison Town	0904001-005	Replacement of 3,160 LF of water mains on S 2nd, Frank E. Rogers Blvd & Scott Mobus Place	14,425	75	0	20	0	0	0	30	0.14425	125.14425	
286	Clinton Town	1005001-010	West Main Street Water Main Replacement Project - Asset Management Planning	12,500	75	50	0	0	0	0	0	0.125	125.125	
287	Spotswood Borough	1224001-001	Cleaning and lining of approximaty 3,600 LF of water mains	8,300	75	50	0	0	0	0	0	0.083	125.083	
288	Point Pleasant Beach Borough	1525001-002	Ocean Avenue Water Main Replacement	7,733	75	50	0	0	0	0	0	0.0773333	125.07733	
291	Perth Amboy City	1216001-009	The Replacement of Water Meters Project	47,300	25	0	0	0	0	15	80	0.473	120.473	BIL (GEN)
292	Willingboro Municipal Utilities Authority	0338001-012	Well No. 1 Water Treatment Plant Upgrade	34,731	100	0	20	0	0	0	0	0.37731	120.37731	
293	Vineland City	0614003-007	Replacement of 1.4 miles of 8-inch with 10 -inch water mains	33,000	75	0	15	0	0	0	30	0.33	120.33	BIL (GEN)
293	Vineland City	0614003-008	Replacement of 2,300 LF of 8-, 10- and 12-inch water mains	33,000	75	0	15	0	0	0	30	0.33	120.33	BIL (GEN)
293	Vineland City	0614003-009	Construction of .4 miles of 12-inch water mains to loop dead ends and enhance water pressure	33,000	75	0	15	0	0	0	30	0.33	120.33	BIL (GEN)
295	Wildwood City	0514001-003	Water system improvements - 2016 street & utility reconstruction	20,361	75	0	15	0	0	0	30	0.203607	120.20361	BIL (GEN)
297	Stafford Township	1530005-001	Fawn Lakes Water Main Extension	1,500	75	0	20	0	0	0	0	0.0174	120.0174	
298	Passaic Valley Water Commission	1605002-009	Replacement of surface water intake facilities on the Passaic River	347,052	15	0	20	0	0	0	80	3.47052	118.47052	BIL (GEN)
299	Jersey City Municipal Utilities Authority	0906001-021	Phase 5 Water Mains	261,666	75	0	15	5	5	0	15	2.61666	117.61666	
299	Jersey City Municipal Utilities Authority	0906001-020	Phase 3 and 4 Water Main Replacement Project	261,666	75	0	15	5	5	0	15	2.61666	117.61666	
300	Jersey City Municipal Utilities Authority	0906001-014	Brookdale Gate House Improvements	257,342	75	0	20	5	0	0	15	2.57342	117.57342	
302	Winslow Township	0436007-003	New 1.0 MG finished water storage tank	39,328	50	50	15	0	0	0	0	0.39328	115.39328	
303	Dover Town	1409001-003	Water Main Replacement	16,000	75	0	15	0	0	0	0	0.27806	115.27806	
303	Dover Town	1409001-004	Valve and Fire Hydrant Replacement	16,000	75	0	15	0	0	0	0	0.27806	115.27806	
306	Berlin Borough	0405001-005	Repairs to Plant#1 filter and complete replacement of filter media	13,121	100	0	15	0	0	0	0	0.13121	115.13121	
307	Red Bank Borough	1340001-003	White Street Water Main	12,350	75	0	15	0	0	0	0	0.1252	115.1252	
309	Milltown Borough	1212001-002	Ford Ave Redevelopment	7,052	75	0	15	0	5	0	0	0.07	115.07	
310	Hightstown Borough	1104001-003	Construct 80,000 gallon backwash tank and re-line existing lagoons	5,567	100	0	15	0	0	0	0	0.05567	115.05567	
311	Netcong Borough	1428001-011	Borough of Netcong - Watermain Replacement and Project Prioritization Planning	4,500	75	0	15	5	0	0	0	0.03342	115.03342	BIL (GEN)
312	National Park Borough	0812001-001	Replacement of a WTP	3,289	100	0	0	0	0	0	15	0.03289	115.03289	BIL (GEN)
313	Sussex Borough	1921001-004	Water Meter Replacement Project	2,130	35	0	0	0	0	0	80	0.0213	115.0213	BIL (GEN)
314	Allentown Borough	1302001-004	Water Treatment Plant Improvements	1,828	100	0	15	0	0	0	0	0.01828	115.01828	
317	Jersey City Municipal Utilities Authority	0906001-015	Van Winkle Ave. Water Main Replacement	247,597	75	0	20	0	0	0	15	2.47	112.47	
318	Middlesex Water Company	1225001-020	Replace the Tingley Lane pump station	233,376	60	50	0	0	0	0	0	2.33376	112.33376	
320	Brick Township Municipal Utilities Authority	1506001-008	Undersized Water Main Replacement Cedar Park East and West	100,000	75	0	20	0	0	0	15	0.86898	110.86898	
320	Brick Township Municipal Utilities Authority	1506001-013	Water Main Stream Crossings Replacements at Route 70 (16" Diameter), at the Beaver Dam Creek at Midstreams Road (16" Diameter), and Five 12" Diameter Stream Crossings in the Township of Brick	100,000	75	0	20	0	0	0	0	0.86898	110.86898	
323	Kearny Town	0907001-001A	Water Facility and Ground Improv. Program	291,648	75	0	20	0	0	0	15	0.41664	110.41664	

Rank	Project Sponsor	Project Number	Project Name	Population	Cat A	Cat B	Cat C.a	Cat C.b	Cat C.c	Cat C.d	Cat D	Cat E	Rank Points	BIL Eligibility
324	Long Beach Township	1517001-012	Rehabilitation of four storage tanks-Beach Haven Terrace, Brant Beach, Holgate & Pehala Park	35,367	60	50	0	0	0	0	0	0.35367	110.35367	
326	Orange City	0717001-005	Cleaning & Lining of mains	30,000	75	0	0	5	0	0	30	0.3	110.3	BIL (GEN)
328	Phillipsburg Redevelopment Authority	2119001-006	Installation of 5,300 LF of 8 and 12-inch water mains for a brownfield site	18,162	75	0	0	0	5	0	30	0.18162	110.18162	
329	Ramsey Borough	0248001-005	Rehabilitation of Airmount reservoir	16,350	60	50	0	0	0	0	0	0.1635	110.1635	
330	Salem City	1712001-002	Installation of a new well	5,857	15	0	15	0	0	0	80	0.05857	110.05857	BIL (GEN)
331	Netcong Borough	1428001-006	Replacement of Water meters	3,236	25	50	15	5	0	0	15	0.03236	110.03236	
332	North Jersey District Water Supply Commission	1613001-030	Modify and Expand Central Receiving Building	872,153	1	50	20	0	0	0	30	8.72153	109.72153	
332	North Jersey District Water Supply Commission	1613001-007	Acquisition and integration of the Kearny/Bayonne Transmission main	872,153	1	50	20	0	0	0	30	8.72153	109.72153	
333	NJ American Water Company, Inc.	2004002-007	Painting of the Raritan Millstone backwash tank at the WTP	610,000	100	0	0	0	0	0	0	6.1	106.1	
334	Perth Amboy City	1216001-001	Replacement of undersize water main - Center Street	50,814	75	0	0	0	0	0	30	0.50814	105.50814	BIL (GEN)
334	Perth Amboy City	1216001-002	Replacement of undersize water main - State Street	50,814	75	0	0	0	0	0	30	0.50814	105.50814	BIL (GEN)
334	Perth Amboy City	1216001-003	Cleaning & Lining of water mains-Central bussiness District	50,814	75	0	0	0	0	0	30	0.50814	105.50814	BIL (GEN)
335	Garfield City	0221001-004	Replacement of water mains	29,780	75	0	0	0	0	0	30	0.2978	105.2978	BIL (GEN)
335	Garfield City	0221001-006	Replacement of 8,000 LF of 6-inch to 12-inch water main & replacement of 30 valves	29,780	75	0	0	0	0	0	30	0.2978	105.2978	BIL (GEN)
336	Lakewood Township Municipal Utilities Authority	1514002-012	Installation of a new storage tank	25,000	50	25	0	0	0	0	30	0.25	105.25	BIL (GEN)
337	West Deptford Township	0820001-003	Water Meter Replacment Project	21,248	25	50	0	0	0	15	15	0.21248	105.21248	
338	Manchester Township	1518005-003	Install automated meters	21,083	25	0	0	0	0	0	80	0.210833	105.21083	BIL (GEN)
339	Ventnor City	0122001-001	Clean and line 8 and 14inch water mains	12,900	75	0	0	0	0	0	30	0.129	105.129	BIL (GEN)
340	Manchester Utilities Authority	1603001-008	Slip line 16,000 LF unlined cast iron 16inch pipe in High Mountain in Haledon and North Haledon w/ smaller diameter pipe	12,111	75	0	15	0	0	0	15	0.12111	105.12111	
342	Wallington Borough	0265001-001	Replacement of 6-inch mains with 8-inch mains	11,580	75	0	0	0	0	0	30	0.1158	105.1158	
343	Gloucester City	0414001-002	Water Main replacement on Broadway & Koehler Streets	11,484	75	0	0	0	0	0	30	0.11484	105.11484	BIL (GEN)
343	Gloucester City	0414001-003	Water Main replacement on Jersey Avenue	11,484	75	0	0	0	0	0	30	0.11484	105.11484	BIL (GEN)
343	Gloucester City	0414001-007	Water Main replacement on Johnson Blvd.	11,484	75	0	0	0	0	0	30	0.11484	105.11484	BIL (GEN)
343	Gloucester City	0414001-008	Water Main replacement on Market Street	11,484	75	0	0	0	0	0	30	0.11484	105.11484	BIL (GEN)
343	Gloucester City	0414001-009	Water Main replacement on Park Avenue	11,484	75	0	0	0	0	0	30	0.11484	105.11484	BIL (GEN)
343	Gloucester City	0414001-010	Water Main replacement on Baynes Avenue	11,484	75	0	0	0	0	0	30	0.11484	105.11484	BIL (GEN)
343	Gloucester City	0414001-011	Water Main replacement on Brown Street, E. Brown Street, Sparks Avenue	11,484	75	0	0	0	0	0	30	0.11484	105.11484	BIL (GEN)
343	Gloucester City	0414001-012	Water Main replacement on Nicholson Road	11,484	75	0	0	0	0	0	30	0.11484	105.11484	BIL (GEN)
343	Gloucester City	0414001-013	Replacement of 2,200 LF of water mains on Charles Street	11,484	75	0	0	0	0	0	30	0.11484	105.11484	BIL (GEN)
345	Hammonton Town	0113001-001	Water main extension along Egg Harbor Road, and Eighth Street to create loops and eliminate dead ends	11,300	75	0	15	0	0	0	15	0.113	105.113	
345	Hammonton Town	0113001-002	Replacement of water mains on Central Ave., Golf Dr., & 12th Street.	11,300	75	0	15	0	0	0	15	0.113	105.113	
345	Hammonton Town	0113001-003	Replacement of 2,900 LF of water mains on Rte 54	11,300	75	0	15	0	0	0	15	0.113	105.113	
346	Pemberton Township	0329004-006	Various Water System Improvements	10,815	75	0	15	0	0	0	15	0.10815	105.10815	BIL (GEN)
347	Stone Harbor Borough	0510001-001	Water Main Replacement Project- Phase 1	10,283	75	0	15	0	0	0	0	0.102833	105.10284	
348	Pine Hill Municipal Utilities Authority	0428002-003	Erial Road Water Main Rehab and Branch Avenue Pressure Reducing Valve	10,233	75	0	0	0	0	0	30	0.10233	105.10233	BIL (GEN)
349	Newton Town	1915001-002	2023 Drinking Water Pump Station	8,300	60	0	20	0	0	0	0	0.083	105.083	
349	Newton Town	1915001-003	2023 Drinking Water Storage Tank	8,300	60	0	20	0	0	0	0	0.083	105.083	
350	Paulsboro Borough	0814001-002	Replacement of 2,300 water meters	6,025	25	0	0	0	0	0	80	0.06025	105.06025	BIL (GEN)



Rank	Project Sponsor	Project Number	Project Name	Population	Cat A	Cat B	Cat C.a	Cat C.b	Cat C.c	Cat C.d	Cat D	Cat E	Rank Points	BIL Eligibility
352	Hightstown Borough	1104001-011	Hauser, Bennet and Prospect Water Mains	5,304	75	0	15	0	0	0	0	0.054	105.054	
355	Sussex Borough	1921001-002	Replacement of 75 year old water mains	2,666	75	0	0	0	0	0	30	0.02666	105.02666	BIL (GEN)
356	Brooklawn Borough	0407001-004	Removal and replacement 1,500 LF of 6-inch water mains	2,300	75	0	0	0	0	0	30	0.023	105.023	BIL (GEN)
357	NJ American Water Company, Inc.	1345001-005	Replacement of ozone generators at Swimming River WTP	289,553	100	0	0	0	0	0	0	2.89553	102.89553	
358	Middlesex Water Company	1225001-025	Western Transmission Main	233,376	30	50	15	5	0	0	0	2.33376	102.33376	
360	Orange City	0717001-016	Orange Twp   Water System Hydraulic Model, GIS, AMP	32,000	1	80	0	5	5	0	0	0.30134	101.30134	BIL (GEN)
361	Berkeley Township Municipal Utilities Authority	1505004-002	Install new water mains	8,130	1	0	20	0	0	0	80	0.0813	101.0813	BIL (GEN)
361	Berkeley Township Municipal Utilities Authority	1505004-005	Extension of water mains	8,130	1	0	20	0	0	0	80	0.0813	101.0813	BIL (GEN)
362	Hoboken City	0905001-004	Hoboken Pressure Mitigation Project	57,703	30	0	20	0	0	0	0	0.52	100.52	
365	North Brunswick Township	1215001-003	Treatment plant upgrade	38,000	100	0	0	0	0	0	0	0.38	100.38	
368	Ramsey Borough	0248001-015	Installation of chlorine analyzers and pipe improvements to upgrade disinfection system at various facilities	16,350	100	0	0	0	0	0	0	0.1635	100.1635	
371	Pompton Lakes Municipal Utilities Authority	1609001-003	Replacement of gas chlorination system with solid tablet chlorination system	11,435	100	0	0	0	0	0	0	0.11435	100.11435	
373	Burlington City	0305001-003	Broad Street Water Tank Rehabilitation	9,743	60	0	15	5	0	0	0	0.09835	100.09835	BIL (GEN)
374	Ringwood Borough	1611002-001	Installation of chlorination station, automatic controls & protection of pipe	9,600	100	0	0	0	0	0	0	0.096	100.096	
375	Netcong Borough	1428001-003	Drill new well to meet current demand	3,236	15	50	15	5	0	0	15	0.03236	100.03236	
376	Fayson Lake Water Company, Incorporated	1415001-001	Upgrade treatment facility	3,087	100	0	0	0	0	0	0	0.03087	100.03087	
377	Mount Arlington Borough	1426005-002	Windemere, Altenbrand, North Glen and Park Water Main Extension	98	75	0	15	0	0	0	0	0.01978	100.01978	
378	West Milford Municipal Utilities Authority	1615016-001	Wells #1,6 & 7 WTP upgrades	1,625	100	0	0	0	0	0	0	0.01625	100.01625	
379	West Milford Municipal Utilities Authority	1615018-001	Concorde & Quincy WTP upgrades	1,260	100	0	0	0	0	0	0	0.0126	100.0126	
380	Roosevelt Borough	1341001-005	Upgrades to water treatment plant	935	100	0	0	0	0	0	0	0.00935	100.00935	
381	West Milford Municipal Utilities Authority	1615012-001	Well #1 WTP upgrades	635	100	0	0	0	0	0	0	0.00635	100.00635	
382	West Milford Municipal Utilities Authority	1615002-001	Well #28 WTP Upgrades	600	100	0	0	0	0	0	0	0.006	100.006	
383	Hopewell Township	1106001-001	Water System Improvements	5,710	75	0	15	0	0	0	0	0.00356	100.00356	
384	Collier Services	1328300-003	Replace existing hypochlorination and water softener systems	350	100	0	0	0	0	0	0	0.0035	100.0035	
385	Plausha Park Water Company	1421004-001	Install chemical feed, safety upgrades and replace the ramp and piping at the well/treatment facility	200	100	0	0	0	0	0	0	0.002	100.002	
386	West Milford Municipal Utilities Authority	1615001-001	Moore Rd WTP upgrades	180	100	0	0	0	0	0	0	0.0018	100.0018	
387	West Milford Municipal Utilities Authority	1615006-001	Well #6 WTP Upgrades	115	100	0	0	0	0	0	0	0.00115	100.00115	
388	Green Briar Residential Home	1421305-001	Installation of chlorination to WTP, emergency generator, back up well	43	100	0	0	0	0	0	0	0.00043	100.00043	
389	Cliffside Park Borough	0238001-001	Construction of water mains for a brownfield redevelopment project - Towne Centre	394,079	75	0	0	0	5	0	15	3.94079	98.94079	
390	Woodbine Borough	0516001-002	Woodbine Asset Management Plan	2,650	1	0	15	0	0	0	80	0.0265	96.0265	BIL (GEN)
391	Brick Township Municipal Utilities Authority	1506001-009	Breton Woods Water Main Replacement - Phase I	100,000	75	0	20	0	0	0	0	1	96	
392	Brick Township Municipal Utilities Authority	1506001-015	Mantoloking Road Water Storage Tank Rehabilitation	73,620	60	0	20	0	0	0	0	0.86898	95.86898	
394	Hoboken City	0905001-003	Water Main Upgrades Phase II	54,379	75	0	20	0	0	0	0	0.52	95.52	
396	Rahway City	2013001-001	Cleaning & Lining of various water main sections	27,785	75	0	0	5	0	0	15	0.27785	95.27785	
396	Rahway City	2013001-002	Cleaning & Lining of various water main sections	27,785	75	0	0	5	0	0	15	0.27785	95.27785	
397	Mahwah Township	0233001-005	Installation of emergency generators	24,062	45	50	0	0	0	0	0	0.24062	95.24062	
398	Burlington Township	0306001-004	Replacement of 1,500 LF of main on Lansberry Dr and LaVeer Rd	22,000	75	0	20	0	0	0	0	0.22	95.22	
399	Barneгат Township	1533001-002	Replacement of water meters & Back flow preventers	20,935	25	35	20	0	0	0	15	0.20935	95.20935	
401	Richard Stockton College	0111304-001	Installation of solar power at water treatment plant	6,600	45	0	20	0	0	15	15	0.066	95.066	
402	Clementon Borough	0411001-002	Rehab of well 9 including slip lining to improve conveyance	5,003	15	80	0	0	0	0	0	0.05	95.05	BIL (GEN)

Rank	Project Sponsor	Project Number	Project Name	Population	Cat A	Cat B	Cat C.a	Cat C.b	Cat C.c	Cat C.d	Cat D	Cat E	Rank Points	BIL Eligibility
403	Shore Water Company	1505003-001	Shore Water Co. Tank Painting and repair project	2,467	60	0	20	0	0	0	0	0.0246667	95.02467	BIL (GEN)
404	Hardyston Municipal Utilities Authority	1911006-002	Water Tank Refurbishment	1,963	60	35	0	0	0	0	0	0.01963	95.01963	
405	Berkeley Township Municipal Utilities Authority	1505323-001	Northern Blvd Water Tower Rehabilitation Project	10,800	60	0	20	0	0	0	0	0.0015	95.0015	BIL (GEN)
406	Milltown Borough	1212001-004	Cleaning and Lining of mains and construction of 2 water main loops to eliminate dead ends	7,052	75	0	15	0	5	0	0	0.07052	95.00007	
407	Middlesex Water Company	1225001-003	Installation of nanofiltration for hardness removal (North Tingley Lane)	233,376	40	50	0	0	0	0	0	2.33376	92.33376	
407	Middlesex Water Company	1225001-004	Installation of nanofiltration for hardness removal (South Tingley Lane)	233,376	40	50	0	0	0	0	0	2.33376	92.33376	
407	Middlesex Water Company	1225001-027	RENEW 2019 - Carteret	23,992	75	0	0	0	0	15	0	2.33376	92.33376	
409	Orange City	0717001-006	asset management plan	30,134	1	80	0	5	0	0	0	0.30134	91.30134	BIL (GEN)
410	Monroe Municipal Utilities Authority	0811002-001	Tank Painting	36,908	60	0	0	0	0	0	30	0.36908	90.36908	
411	Belleville Township	0701001-006	Clara Maass Hospital Water Main Extension	36,010	75	0	0	0	0	0	15	0.3601	90.3601	
412	Belleville Township	0701001-001	Extension of 12 inch water main to the Medical Center	35,928	75	0	0	0	0	0	15	0.35928	90.35928	
412	Belleville Township	0701001-002	Replacement of inoperable valves & hydrants	35,928	75	0	0	0	0	0	15	0.35928	90.35928	
413	Vineland City	0614003-014	Installation of gas generators at wells #4,6,7,8,10,11 and 12	33,000	45	0	15	0	0	0	30	0.33	90.33	BIL (GEN)
414	Garfield City	0221001-005	Replacement of the Botany Street pump station. Expansion of the SCADA system	29,780	60	0	0	0	0	0	30	0.2978	90.2978	BIL (GEN)
415	Montville Township	1421003-004	Montville Twp - WQAA - Pine Brook Road Watermain Replacement	22,000	75	0	15	0	0	0	0	0.22	90.22	
416	Lyndhurst Township	0232001-002	Replacement of 1,350 LF of antiquated water mains on Forest Avenue	19,800	75	0	0	0	0	0	15	0.198	90.198	
417	Berlin Borough	0405001-006	A 12 inch water main needs to be tied in at Park Drive and White Horse Pike	13,121	75	0	15	0	0	0	0	0.13121	90.13121	
418	Manasquan Borough	1327001-002	Construction of 600 LF of WM on Perrine Blvd & Mallard Park Area	12,265	75	0	15	0	0	0	0	0.12265	90.12265	
419	Manchester Utilities Authority	1603001-003	High Service Pump Station Replacement	12,028	60	0	15	0	0	0	0	0.12028	90.12028	
420	Pemberton Township	0329004-007	Various Water System Improvements	10,815	60	0	15	0	0	0	15	0.10815	90.10815	BIL (GEN)
422	Ship Bottom Borough	1528001-004	Water Main Replacement Project	5,762	75	0	0	0	0	0	15	0.05762	90.05762	
423	National Park Borough	0812001-003	Replacement of 6-inch and 10-inch water main with appurtenances	3,289	75	0	0	0	0	0	15	0.03289	90.03289	BIL (GEN)
424	Lakehurst Borough	1513001-002	Water Main Replacement Project Phase I	2,654	75	0	0	0	0	0	15	0.02654	90.02654	BIL (GEN)
425	Alpha Borough	2102001-001	Upgrades to treatment for Pursell & Alpha St wells or VOC removal, hardness and disinfection	2,500	60	0	0	0	0	0	30	0.025	90.025	
426	Brooklawn Borough	0407001-005	Painting interior & exterior of water tank	2,300	60	0	0	0	0	0	30	0.023	90.023	BIL (GEN)
427	Pemberton Borough	0328001-001	Replacement of undersized and antiquated water mains on Hough and Handover Streets	1,610	75	0	0	0	0	0	15	0.0161	90.0161	BIL (GEN)
428	Fountainhead Properties Incorporate	1511013-002	Loop system with 400 LF of water main with replacement of water meters	280	75	0	15	0	0	0	0	0.0028	90.0028	
429	Stafford Township	1530004-014	Construction of 2,600 LF of 8 and 12-inch water main on Rte 9 and Oak Ave	28,868	1	50	20	0	0	0	15	0.28868	86.28868	
430	NJ American Water Company, Inc.	0119002-004	Construction of a 1.5 MG elevated tank including water mains	88,088	50	0	20	0	0	0	15	0.88088	85.88088	
431	Sayreville Borough	1219001-010	Water Transmission Main	44,243	75	0	0	0	5	0	0	0.43761	85.43761	
432	Stafford Township	1530004-015	Redevelopment of wells # 2 and 5	28,868	15	35	20	0	0	0	15	0.28868	85.28868	
433	Mount Arlington Borough	1426005-004	Booster Station Improvements	1,000	60	0	15	0	0	0	0	0.01978	85.01978	
435	Ridgefield Park Village	0238001-002	Village of Ridgefield Park Skymark Project -- Drinking Water	12,729	75	0	0	0	0	0	0	7.92713	82.92713	
436	Brick Township Municipal Utilities Authority	1506001-006	Installation of security measures in water system	134,108	45	0	20	0	0	0	15	1.34108	81.34108	

Rank	Project Sponsor	Project Number	Project Name	Population	Cat A	Cat B	Cat C.a	Cat C.b	Cat C.c	Cat C.d	Cat D	Cat E	Rank Points	BIL Eligibility
437	Lakewood Township Municipal Utilities Authority	1514002-003	Administration Building Addition	21,000	1	0	0	0	0	0	80	0.2175	81.2175	BIL (GEN)
438	NJ American Water Company, Inc.	2004002-006	36 inch valve replacement at Madison Hill Road	610,000	75	0	0	0	0	0	0	6.1	81.1	
439	Winslow Township	0436007-004	Install appurtenances associated with new well #12 (SCADA, well house, transmission mains)	39,328	15	50	15	0	0	0	0	0.39328	80.39328	
439	Winslow Township	0436007-005	Install new 500 GPM well #12	39,328	15	50	15	0	0	0	0	0.39328	80.39328	
440	Montclair Township	0713001-002	Cleaning & Lining of water mains	38,977	75	0	0	5	0	0	0	0.38977	80.38977	
440	Montclair Township	0713001-003	Replace Transmission Valves	38,977	75	0	0	5	0	0	0	0.38977	80.38977	
440	Montclair Township	0713001-010	Replacement of lead service Lines - Phase III	38,977	75	0	0	5	0	0	0	0.38977	80.38977	
441	Rahway City	2013001-004	Repainting of 1.5 MG elevated & 0.5 MG watersphere water tanks	27,785	60	0	0	5	0	0	15	0.27785	80.27785	
442	Mahwah Township	0233001-003	Interconnection on Campgaw & Pulis Avenues	24,062	30	50	0	0	0	0	0	0.24062	80.24062	
443	South Orange Village	0719001-009	Scotland Road Water Mains	17,000	75	0	0	5	0	0	0	0.16964	80.16964	
444	Gloucester City	0414001-014	Construction of a 1.0 MG storage tank to replace standpipe	11,484	50	0	0	0	0	0	30	0.11484	80.11484	BIL (GEN)
444	Gloucester City	0414001-015	Construction of a new .5 MG storage tank to maintain pressure on the east side	11,484	50	0	0	0	0	0	30	0.11484	80.11484	BIL (GEN)
445	Milltown Borough	1212001-003	Ford Ave Redevelopment Agency Borough	7,052	60	0	15	0	5	0	0	0.07052	80.07052	
446	North Jersey District Water Supply Commission	1613001-034	Security, IT and Safety Projects	872,153	45	0	20	0	0	0	0	0.0015	80.0015	
448	Passaic Valley Water Commission	1605002-029	Rehabilitation of Little Falls Water Treatment Plant PS and Water Main Replacement Program for Clifton and Passaic	626,051	75	0	0	0	0	0	0	3.10483	78.10483	
448	Passaic Valley Water Commission	1605002-028	Water Main Replacement Program for Paterson and Prospect Park	152,684	75	0	0	0	0	0	0	3.10483	78.10483	
449	NJ American Water Company, Inc.	1345001-006	Rehab of High Service Transmission Main in Middletown	289,553	75	0	0	0	0	0	0	2.89553	77.89553	
449	NJ American Water Company, Inc.	1345001-009	East End Transmission Main Replacement	289,553	75	0	0	0	0	0	0	2.89553	77.89553	
451	NJ American Water Company, Inc.	0712001-008	Replacement of two large valves	217,230	75	0	0	0	0	0	0	2.1723	77.1723	
452	Old Bridge Municipal Utilities Authority	1209002-002	Replacement of water mains along Lawrence Harbor Road	66,200	75	0	0	0	0	0	0	0.662	75.662	
453	Bayonne City	0901001-006	Aqueduct Replacement	63,000	75	0	0	0	0	0	0	0.63	75.63	BIL (GEN)
454	Wayne Township	1614001-001	Replacement of 2400 LF of 8-inch water main and 2000 LF of 12-inch water main -Farmingdale Area	55,000	75	0	0	0	0	0	0	0.55	75.55	
455	Franklin Township - Gloucester	1808001-006	Installation of new water mains to eliminate dead end mains	50,000	75	0	0	0	0	0	0	0.5	75.5	
457	East Brunswick Township	1204001-001	Replacement of undersized water mains on Wilmot, Harrison and various streets	47,000	75	0	0	0	0	0	0	0.47	75.47	
458	Evesham Municipal Utilities Authority	0313001-002	2018 Water Main Replacements	45,351	75	0	0	0	0	0	0	0.45351	75.45351	
458	Evesham Municipal Utilities Authority	0313001-003	Route 70 WM Replacement	45,351	75	0	0	0	0	0	0	0.45351	75.45351	
459	North Brunswick Township	1215001-007	Water Main Replacement	41,431	75	0	0	0	0	0	0	0.41	75.41	
459	North Brunswick Township	1215001-008	Old Georges Road Water Project	41,431	75	0	0	0	0	0	0	0.41	75.41	
460	Sayreville Borough	1219001-004	Rehabilitate existing unlined cast iron water mains in several areas of Sayreville	40,377	75	0	0	0	0	0	0	0.40377	75.40377	
460	Sayreville Borough	1219001-006	Construct new water main along Washington Road	40,377	75	0	0	0	0	0	0	0.40377	75.40377	
460	Sayreville Borough	1219001-008	Clean and line water mains in several sections of the Borough	40,377	75	0	0	0	0	0	0	0.40377	75.40377	
461	North Brunswick Township	1215001-002	Replacement of 4 miles of 24 inch water main from the North Brunswick Twp Treatment plant to Finnegans Lane	38,000	75	0	0	0	0	0	0	0.38	75.38	
461	North Brunswick Township	1215001-004	Install 16 inch water main	38,000	75	0	0	0	0	0	0	0.38	75.38	
461	North Brunswick Township	1215001-005	Replacement of 2,350 LF of 8 inch water mains on Excelsior and Thalia Streets and Sioux Road	38,000	75	0	0	0	0	0	0	0.38	75.38	
462	Edison Township	1205001-001	Water System Improvements	107,588	75	0	0	0	0	0	0	0.35	75.35	
463	Deptford Township Municipal Utilities Authority	0802001-002	Water Main Replacement at East Woodbury	30,590	75	0	0	0	0	0	0	0.30561	75.30561	
463	Deptford Township Municipal Utilities Authority	0802001-003	Water Main Replacement at Country Club Estates	30,590	75	0	0	0	0	0	0	0.30561	75.30561	



Rank	Project Sponsor	Project Number	Project Name	Population	Cat A	Cat B	Cat C.a	Cat C.b	Cat C.c	Cat C.d	Cat D	Cat E	Rank Points	BIL Eligibility
464	East Windsor Municipal Utilities Authority	1101002-005	Twin Rivers (H section) Water Main Replacement Project	27,190	75	0	0	0	0	0	0	0.2719	75.2719	
465	Little Egg Harbor Municipal Utilities Authority	1516001-006	Water Storage Tank Painting and Upgrades	21,333	60	0	0	0	0	0	0	0.24215	75.24215	BIL (GEN)
465	Little Egg Harbor Municipal Utilities Authority	1516001-007	Little Egg Harbor Water Improvements Phase II	24,215	75	0	0	0	0	0	0	0.24215	75.24215	BIL (GEN)
466	Passaic Valley Water Commission	0231001-003	Water Main Replacement Program for the Lodi System	24,084	75	0	0	0	0	0	0	0.24136	75.24136	
467	Montville Township	1421003-002	Installation of 880 LF of 8 inch water main	21,000	75	0	0	0	0	0	0	0.21	75.21	
468	Ramsey Borough	0248001-014	Replacement of North Central Ave water main	16,350	75	0	0	0	0	0	0	0.1635	75.1635	
469	Bordentown City	0303001-002	Replacement of 1,500 LF of 12-inch transmission mains	15,831	75	0	0	0	0	0	0	0.15831	75.15831	
470	Passaic Valley Water Commission	0239001-003	Replacement of Water Mains - North Arlington System	15,368	75	0	0	0	0	0	0	0.15392	75.15392	
471	Pennsville Township	1708001-003	Rehabilitate .25 MG Water Street storage tank	13,250	60	0	0	0	0	0	15	0.1325	75.1325	BIL (GEN)
472	Saddle Brook Township	0257001-001	Construction of 1,200 LF of 8-inch water mains	13,155	75	0	0	0	0	0	0	0.13155	75.13155	
473	Mantua Township MUA	0810004-004	Centre City Water/Sewer Infrastructure Improvements	12,711	75	0	0	0	0	0	0	0.126	75.126	
474	Clinton Town	1005001-012	WQAA Implementation - Water Infrastructure Audit and Upgrades	12,500	75	0	0	0	0	0	0	0.125	75.125	
474	Clinton Town	1005001-006	Lebanon Borough Water Main Replacements - Phase 2-5	12,500	75	0	0	0	0	0	0	0.125	75.125	
474	Clinton Town	1005001-021	Town of Clinton - West Main Street Water Main Replacement - Phase 3 & 4	8,333	75	0	0	0	0	0	0	0.125	75.125	
475	Hammonton Town	0113001-012	Town of Hammonton Water infrastructure Project	14,711	75	0	0	0	0	0	0	0.12153	75.12153	
476	Haddonfield Borough	0417001-001	Replacement of water main on Tanner & Woodlane with 8 inch	11,600	75	0	0	0	0	0	0	0.116	75.116	
477	Wallington Borough	0265001-002	Wallington Avenue Water Main	11,335	75	0	0	0	0	0	0	0.11583	75.11583	
478	Pompton Lakes Municipal Utilities Authority	1609001-001	Abandonment of Cannonball Rd main and installation of insertion valves throughout system	11,435	75	0	0	0	0	0	0	0.11435	75.11435	
478	Pompton Lakes Municipal Utilities Authority	1609001-009	Ringwood Ave Water Main	1,470	75	0	0	0	0	0	0	0.11435	75.11435	
479	Beachwood Borough	1504001-006	The Cable Avenue water main replacement	10,375	75	0	0	0	0	0	0	0.10375	75.10375	
480	Lower Township Municipal Utilities Authority	0505002-006	LTMUA - North Cape May Water Main Replacement 1-5	39,510	75	0	0	0	0	0	0	0.10315	75.10315	BIL (GEN)
481	East Hanover Township	1410001-004	Replace Water Meters	10,000	75	0	0	0	0	0	0	0.1	75.1	
482	Long Beach Township	1517001-015	Water Main Replacement Project	9,962	75	0	0	0	0	0	0	0.0996167	75.09962	
483	Wanaque Borough	1613002-002	Replacement of approximately 6,000 feet of water main and services on Ringwood Avenue	9,954	75	0	0	0	0	0	0	0.09954	75.09954	
484	Ringwood Borough	1611002-002	Replacement of undersized water mains	9,600	75	0	0	0	0	0	0	0.096	75.096	
485	Aberdeen Township	1330002-001	Installation of water mains	8,900	75	0	0	0	0	0	0	0.089	75.089	
485	Aberdeen Township	1330002-003	Replace deteriorated water main from Route 35/Long Neck crossing	8,900	75	0	0	0	0	0	0	0.089	75.089	
485	Aberdeen Township	1330002-004	Install two water utility crossing of Route 35	8,900	75	0	0	0	0	0	0	0.089	75.089	
486	Florham Park Borough	1411001-002	Replacement of 14 6-inch line valves, 12 hydrants and 11 services	8,857	75	0	0	0	0	0	0	0.08857	75.08857	
488	Glen Ridge Borough	0708001-010	Glen Ridge - Water Main Replacement Project - Carteret/Forest	7,681	75	0	0	0	0	0	0	0.07681	75.07681	
490	Washington Township Municipal Utilities Authority	1438004-004	WTMUA - Water System Improvements - Water Main Replacements	1,622	75	0	0	0	0	0	0	0.04866	75.04866	
492	High Bridge Borough	1014001-003	West Main Street Water Main Upgrades	3,648	75	0	0	0	0	0	0	0.033	75.033	
494	Allentown Borough	1302001-002	Elevated Water Tank Improvements	1,828	60	0	15	0	0	0	0	0.02	75.02	
495	Island Heights Borough	1510001-004	Replacement of 75 fire hydrants and repairs to 21 fire hydrants	1,750	75	0	0	0	0	0	0	0.0175	75.0175	
496	West Milford Municipal Utilities Authority	1615016-004	Replace Fire Hydrants	1,625	75	0	0	0	0	0	0	0.01625	75.01625	
497	Milford Borough	1020001-001	Replace 3,000 LF with 8-inch water mains on Green, Maple, Orchard, Walnut & Railroad Sts	1,347	75	0	0	0	0	0	0	0.01347	75.01347	
497	Milford Borough	1020001-002	Replace 5,000 LF with 8-inch water mains on Delaware & Ravine Rds to loop system	1,347	75	0	0	0	0	0	0	0.01347	75.01347	



Rank	Project Sponsor	Project Number	Project Name	Population	Cat A	Cat B	Cat C.a	Cat C.b	Cat C.c	Cat C.d	Cat D	Cat E	Rank Points	BIL Eligibility
499	Farmingdale Borough	1314001-002	Painting and repairs to water tower and other misc system improvements	1,329	60	0	0	0	0	0	15	0.01329	75.01329	BIL (GEN)
500	West Milford Municipal Utilities Authority	1615018-004	Replace Fire Hydrants	1,260	75	0	0	0	0	0	0	0.0126	75.0126	
502	Roosevelt Borough	1341001-006	Replacement of water lines most susceptible to breakage	933	75	0	0	0	0	0	0	0.00933	75.00933	
503	Roosevelt Borough	1341001-007	Homestead, Cedar and Elm Water Mains Project.	882	75	0	0	0	0	0	0	0.00882	75.00882	
504	Roosevelt Borough	1314001-003	Improvements to Farm Lane and School Lane	808	75	0	0	0	0	0	0	0.0088	75.0088	
504	Roosevelt Borough	1341001-008	Improvements to Pine Drive Phase I	808	75	0	0	0	0	0	0	0.0088	75.0088	
504	Roosevelt Borough	1341001-009	Water Main Improvements on Tamara Drive	808	75	0	0	0	0	0	0	0.0088	75.0088	
505	West Milford Municipal Utilities Authority	1615014-002	Replace Fire Hydrants	700	75	0	0	0	0	0	0	0.007	75.007	
506	West Milford Municipal Utilities Authority	1615012-004	Replace Fire Hydrants	635	75	0	0	0	0	0	0	0.00635	75.00635	
507	West Milford Municipal Utilities Authority	1615002-003	Replace Fire Hydrants	600	75	0	0	0	0	0	0	0.006	75.006	
508	Delaware Township Municipal Utilities Authority	1007001-001	Delaware Township MUA - Watermain Replacement and Asset Management Planning Efforts	500	75	0	0	0	0	0	0	0.005	75.005	
509	Byram Homeowners Association	1904009-006	Replacement of 77 saddles on the water mains	400	75	0	0	0	0	0	0	0.004	75.004	
510	Collier Services	1328300-002	Replace distribution system and associated appurtenances	350	75	0	0	0	0	0	0	0.0035	75.0035	
511	Robbinsville Township	1112001-001	Newtown Village Watermain Project	149	75	0	0	0	0	0	0	0.003	75.003	
513	Lake Glenwood Village	1922010-002	Installation of 7,100 LF of 6-inch Cement Lined Ductile Iron Pipe replacement water mains	250	75	0	0	0	0	0	0	0.0025	75.0025	
513	Lake Glenwood Village	1922010-004	Replacement of 1,000 LF of water mains on Cliffside, Toboggan & Lakeshore	250	75	0	0	0	0	0	0	0.0025	75.0025	
514	Rosemont Water Company	1007002-002	Rehabilitate and/or replace existing distribution mains	225	75	0	0	0	0	0	0	0.00225	75.00225	
515	Plausha Park Water Company	1421004-002	Replacement of main at stream crossing, valves and installing blow off hydrants	200	75	0	0	0	0	0	0	0.002	75.002	
516	West Milford Municipal Utilities Authority	1615001-004	Replace Fire Hydrants	180	75	0	0	0	0	0	0	0.0018	75.0018	
517	West Milford Municipal Utilities Authority	1615006-004	Replace Fire Hydrants	115	75	0	0	0	0	0	0	0.00115	75.00115	
518	North Shore Water Association	1904004-002	Water System Refurb	105	75	0	0	0	0	0	0	0.00105	75.00105	
519	Oak Ridge Senior Housing Community	1414008-001	Oakridge Senior Community Water Lines	100	75	0	0	0	0	0	0	0.001	75.001	
520	Woodland Heights Homeowners Association	1615022-001	Well Rehabilitation/System Improvements	80	75	0	0	0	0	0	0	0.00055	75.00055	
521	Middlesex Water Company	1225001-506/001	New elevated storage tank to replace tank & PS @ Eborn	1,633,632	1	50	15	5	0	0	0	2.33376	73.33376	
522	North Jersey District Water Supply Commission	1613001-026	Low Lift Gas Pump	872,153	50	0	20	0	0	0	0	2.3048	72.3048	
523	NJ American Water Company, Inc.	2004002-013	RM WTP Emergency Generator	44,464	1	50	15	0	0	0	0	6.1	72.1	
524	Barnegat Township	1533001-003	Installation of 1,700 LF of 8 inch PVC water main extension	20,935	1	35	20	0	0	0	15	0.20935	71.20935	
525	NJ American Water Company, Inc.	0119002-009	Installation of New Water Meters	88,088	35	0	20	0	0	0	15	0.88088	70.88088	
526	South Orange Village	0719001-005	Crest Drive Water Tank Replacement and Water Infrastructure Improvement Projects	16,198	60	0	0	5	0	0	0	0.16964	70.16964	
526	South Orange Village	0719001-006	Repair or Replace Newstead Shere	16,298	60	0	0	5	0	0	0	0.16964	70.16964	
527	Point Pleasant Beach Borough	1525001-001	Water Meter Replacement Project	6,204	25	0	0	0	0	15	30	0.06204	70.06204	
528	Jersey City Municipal Utilities Authority	0906001-013	Remote Meter Reading (AMI)	257,342	25	0	20	5	0	0	15	2.57342	67.57342	
529	Trenton City	1111001-007	Construction of an emergency interconnection with NJAWCo	255,000	30	0	20	0	0	0	15	2.55	67.55	BIL (GEN)
530	Atlantic City Municipal Utilities Authority	0102001-010	Asset Management Plan - Professional Consulting Services In Compliance With The New Jersey Water Quality Accountability Act	63,943	1	0	15	0	0	0	0	0.639433	66.63943	BIL (GEN)
531	NJ American Water Company, Inc.	2004002-002	Hummocks Tank Painting	610,000	60	0	0	0	0	0	0	6.1	66.1	
531	NJ American Water Company, Inc.	2004002-003	Upgrade or replace existing booster station due to aging and obsolete equipment (Roselle Station)	610,000	60	0	0	0	0	0	0	6.1	66.1	
531	NJ American Water Company, Inc.	2004002-008	Prospect Ave Tank (Mountainside) Painting	610,000	60	0	0	0	0	0	0	6.1	66.1	
533	Montclair Township	0713001-004	Rehabilitate 2.5 MG & 1.5 MG storage tanks with piping	38,977	60	0	0	5	0	0	0	0.38977	65.38977	

Rank	Project Sponsor	Project Number	Project Name	Population	Cat A	Cat B	Cat C.a	Cat C.b	Cat C.c	Cat C.d	Cat D	Cat E	Rank Points	BIL Eligibility
534	Ramsey Borough	0248001-006	Rehabilitate Dixon, Martis & Spring wells	16,350	15	50	0	0	0	0	0	0.1635	65.1635	
534	Ramsey Borough	0248001-007	Construction of 2 wells with pump station & piping	16,350	15	50	0	0	0	0	0	0.1635	65.1635	
535	Hightstown Borough	1104001-001	New Wycoff Mills Water Storage Tank with transmission mains	5,567	50	0	15	0	0	0	0	0.05567	65.05567	
536	Passaic Valley Water Commission	1605002-027	Construction of the Levine Tanks Phase 1C-2	626,051	60	0	0	0	0	0	0	3.10483	63.10483	
537	NJ American Water Company, Inc.	1345001-008	Rehab of Newman Springs Pumping Station	289,553	60	0	0	0	0	0	0	2.89553	62.89553	
537	NJ American Water Company, Inc.	1345001-010	Sunset Avenue and Monterey Tank Painting	289,553	60	0	0	0	0	0	0	2.89553	62.89553	
539	NJ American Water Company, Inc.	0712001-006	Short Hills Tank Painting	217,230	60	0	0	0	0	0	0	2.1723	62.1723	
540	NJ American Water Company, Inc.	0119002-010	Replacement of Water Meters	88,088	25	0	20	0	0	0	15	0.88088	60.88088	
542	NJ American Water Company, Inc.	1345001-001	Jumping Brook WTP Improvement Project	524,000	60	0	0	0	0	0	0	0.60092	60.60092	
543	Parsippany Troy Hills Township	1429001-004	Repainting of 1 MG water storage tank	50,649	60	0	0	0	0	0	0	0.50649	60.50649	
544	Franklin Township - Gloucester	1808001-004	Replacement of 2 elevated storage tanks	50,000	60	0	0	0	0	0	0	0.5	60.5	
546	Sayreville Borough	1219001-002	Rehabilitate the pump station facility and surface intake on the South River located in Sayreville	40,377	60	0	0	0	0	0	0	0.40377	60.40377	
546	Sayreville Borough	1219001-003	Rehabilitate existing 3 MG tank	40,377	60	0	0	0	0	0	0	0.40377	60.40377	
547	Willingboro Municipal Utilities Authority	0338001-014	Water Tank 2 Edge Lane Rehab	31,822	60	0	0	0	0	0	0	0.35	60.35	
548	Marlboro Township	1328002-006	Tennent Road Booster Pump Station	41,502	60	0	0	0	0	0	0	0.2948	60.2948	
548	Marlboro Township	1328002-008	Tennent Road Tank	41,502	60	0	0	0	0	0	0	0.2948	60.2948	
548	Marlboro Township	1328002-003	Beacon Hill storge tank Rehab	29,481	60	0	0	0	0	0	0	0.2948	60.2948	
549	Monroe Municipal Utilities Authority	0811002-003	Painting of KOC (Well #8) Tank, Corkery (Well #7) Tank and Herbert Tank	37,117	60	0	0	0	0	0	0	0.26179	60.26179	
550	Mahwah Township	0233001-010	Rehabilitation of Campgaw elevated storage tank	24,062	60	0	0	0	0	0	0	0.24062	60.24062	
551	Hackettstown Municipal Utilities Authority	2108001-001	Construction of New Water Storage Tank w/ related water distribution lines	22,500	60	0	0	0	0	0	0	0.22	60.22	
551	West Deptford Township	0820001-004	Jessup Road Water Storage Tank Repair and Repainting	21,248	60	0	0	0	0	0	0	0.22	60.22	
552	Montville Township	1421003-003	Storage tank rehabilitation, which includes increasing the capacity of 0.25 MG tank to 0.33 MG	21,000	60	0	0	0	0	0	0	0.21	60.21	
553	Hawthorne Borough	1604001-005	Hawthorne Peach Tree Water Tank Rehabilitation	19,231	60	0	0	0	0	0	0	0.19458	60.19458	
554	Point Pleasant Borough	1524001-001	Replacement of the Clifton Ave storage tank	19,306	60	0	0	0	0	0	0	0.19306	60.19306	
555	West Caldwell Township	0721001-001	Rehabilitation of McKinley Ave storage tank	18,296	60	0	0	0	0	0	0	0.18296	60.18296	
556	Sparta Township	1918004-001	Installation of a 600 KW wind turbine generator at Germany Flats Water Utility	15,726	45	0	0	0	0	15	0	0.15726	60.15726	
557	Verona Township	0720001-004	Acquisition of the ECUA Jail Annex tank plus rehab and upgrading of the tank	13,641	60	0	0	0	0	0	0	0.13641	60.13641	
557	Verona Township	0720001-005	Rehabilitation of the 2 MG Fairview Avenue storage tank	13,641	60	0	0	0	0	0	0	0.13641	60.13641	
559	Clinton Town	1005001-013	Foster Wheeler Booster Pump Station Modifications - Asset Management Planning	214	60	0	0	0	0	0	0	0.125	60.125	
560	Pompton Lakes Municipal Utilities Authority	1609001-002	Rehabilitation of the exterior of the existing 1.0 MG tank	11,435	60	0	0	0	0	0	0	0.11435	60.11435	
560	Pompton Lakes Municipal Utilities Authority	1609001-005	Replacement of water storage tanks with a 1.0 MG tank	11,435	60	0	0	0	0	0	0	0.11435	60.11435	
561	Pine Hill Municipal Utilities Authority	0428002-006	Water Rehab Project	-	60	0	0	0	0	0	0	0.10223	60.10223	
562	Florham Park Borough	1411001-003	Rehabilitation of a 1.0 MG storage tank	8,857	60	0	0	0	0	0	0	0.08857	60.08857	
563	North Caldwell Borough	0715001-001	Rehabilitate a 1.29 MG steel water tank. Remove and replace 800 feet of existing chain link fence	6,000	60	0	0	0	0	0	0	0.06	60.06	
564	Point Pleasant Beach Borough	1525001-003	Water Tank Painting And Improvements to Water Treatment Plant	2,133	60	0	0	0	0	0	0	0.056	60.056	
565	Oakland Borough	0220001-004	Iroquois Pumping Station - Rehabilitation	12,959	60	0	0	0	0	0	0	0.05038	60.05038	
566	Washington Township Municipal Utilities Authority	1438004-001	WTMUA - Water Tank Rehabilitation & Well Sm-3 Decommissioning	7,500	60	0	0	0	0	0	0	0.04866	60.04866	

Rank	Project Sponsor	Project Number	Project Name	Population	Cat A	Cat B	Cat C.a	Cat C.b	Cat C.c	Cat C.d	Cat D	Cat E	Rank Points	BIL Eligibility
568	Allamuchy Township	2101001-001	Water Storage Tank Replacement Project	5,335	60	0	0	0	0	0	0	0.04573	60.04573	
569	Flemington Borough	1009001-008	Installation of wells #1B and 1C	4,250	15	0	15	0	0	0	30	0.0425	60.0425	BIL (GEN)
570	Ho-Ho-Kus Borough	0228001-001	Water Tank Upgrade	4,078	60	0	0	0	0	0	0	0.0406	60.0406	
571	Fayson Lake Water Company, Incorporated	1415001-003	Replace existing 0.1 MG Stony Brook storage tank with a 0.25 MG tank	3,087	60	0	0	0	0	0	0	0.03087	60.03087	
572	Bayville Central Regional Board of Education	1505355-002	Construction of new interconnection with existing municipal water system	2,500	30	0	0	0	0	0	30	0.025	60.025	
573	Wenonah Borough	0819001-001	Water System Asset Management Plan and System Improvements - Water Tank Rehabilitation	2,278	60	0	0	0	0	0	0	0.02357	60.02357	
574	Essex Fells Borough	0706001-001	Rehabilitate 1 MG water storage tank	2,200	60	0	0	0	0	0	0	0.022	60.022	
575	Hardyston Municipal Utilities Authority	1911006-001	Water Meter Replacement	1,963	25	0	20	0	0	15	0	0.01963	60.01963	
576	Glen Gardner Borough	1012001-001	Rehabilitate storage tank	1,902	60	0	0	0	0	0	0	0.01902	60.01902	
577	Brookwood Musconetcong River Property Owners Association	1904001-005	Tower Painting & Meter System	422	60	0	0	0	0	0	0	0.012	60.012	
577	Stillwater Township	1920001-002	Painting interior of water tank	1,200	60	0	0	0	0	0	0	0.012	60.012	
578	Manchester Utilities Authority	1603301-001	Reactivation of the Tilt St Spring	1,000	15	0	15	0	0	0	30	0.01	60.01	
579	Collier Services	1328300-001	Replace existing 24,000 gallon elevated storage tank to prevent freezing and leakage	350	60	0	0	0	0	0	0	0.0035	60.0035	
580	Rosemont Water Company	1007002-004	Rosemont Water Company Emergency Well Pump Repair	-	60	0	0	0	0	0	0	0.00256	60.00256	
581	Rosemont Water Company	1007002-003	Replace existing underground hydro-pneumatic tank with ground level storage tank	225	60	0	0	0	0	0	0	0.00225	60.00225	
582	Plausha Park Water Company	1421004-003	Rehabilitation of concrete storage facility including security measures and instrumentation	200	60	0	0	0	0	0	0	0.002	60.002	
583	Wonder Lakes Properties, Incorporate	1615017-003	Replace hydro-pneumatic tank and install new tank	170	60	0	0	0	0	0	0	0.00105	60.00105	
586	Lakewood Township Municipal Utilities Authority	1514002-013	iInstallation of SCADA	25,000	1	25	0	0	0	0	30	0.25	56.25	BIL (GEN)
587	Bloomfield Township	0702001-002	Water Meter Replacement	47,982	35	0	0	5	0	15	0	0.47982	55.47982	
588	Winslow Township	0436007-010	Well #2 Filter Plant Upgrade	39,147	40	0	0	0	0	0	15	0.39147	55.39147	
589	Montclair Township	0713001-011	New 1.0MG High Zone Tank	37,766	50	0	0	5	0	0	0	0.37766	55.37766	
592	Hammonton Town	0113001-007	Water Meter Replacement	11,300	25	0	15	0	0	0	15	0.113	55.113	
593	Hopatcong Borough	1912001-005	Hopatcong Borough Water Meter Replacement Project	7,000	25	0	15	0	0	0	0	0.07224	55.07224	
594	Allentown Borough	1302001-003	Water Meter Replacement	1,828	25	0	15	0	0	15	0	0.01828	55.01828	
595	NJ American Water Company, Inc.	0327001-008	Installation of a booster station including associated apputenances at Barrington	253,045	50	0	0	0	0	0	0	2.53045	52.53045	
597	Mount Arlington Borough	1426005-001	Rehabilitation of the Schmitz Terrace Stand Pipe	5,187	1	50	0	0	0	0	0	0.05187	51.05187	
598	NJ American Water Company, Inc.	0119002-006	Smithvillve ASR Well	88,088	15	0	20	0	0	0	15	0.88088	50.88088	
599	Brick Township Municipal Utilities Authority	1506001-016	Reservoir Infrastructure Mitigation Improvements Project	73,620	15	0	20	0	0	0	0	0.86898	50.86898	
599	Brick Township Municipal Utilities Authority	1506001-017	Replacement of Three Cohansey Wells	73,620	15	0	20	0	0	0	0	0.86898	50.86898	
600	NJ American Water Company, Inc.	0508001-006	Installation of New Water Meters	28,071	35	0	0	0	0	0	15	0.28071	50.28071	
602	Mahwah Township	0233001-011	Installation of a new Nilson Ave. Booser Pump Station	24,062	50	0	0	0	0	0	0	0.24062	50.24062	
603	South Orange Village	0719001-002	Well 17 Emergency Power	16,198	45	0	0	5	0	0	0	0.16964	50.16964	
604	Bordentown City	0303001-005	Construct a 1.25 MG storage tank	15,831	50	0	0	0	0	0	0	0.15831	50.15831	
605	Verona Township	0720001-003	Construction of a new Fairview Ave tank	13,641	50	0	0	0	0	0	0	0.13641	50.13641	
605	Verona Township	0720001-008	CLARIDGE PUMP PROJECT	-	50	0	0	0	0	0	0	0.13641	50.13641	
606	East Hanover Township	1410001-005	Construction of a new water storage tank	10,000	50	0	0	0	0	0	0	0.1	50.1	
608	Harding Woods Mobile Home Community	1710001-002	Installation of new water meters in Harding Woods Mobile Home Park	1,103	35	0	0	0	0	0	15	0.01103	50.01103	



Rank	Project Sponsor	Project Number	Project Name	Population	Cat A	Cat B	Cat C.a	Cat C.b	Cat C.c	Cat C.d	Cat D	Cat E	Rank Points	BIL Eligibility
609	Lake Glenwood Village	1922010-003	Installation of a new 8,000 gal. underground concrete water storage tank	250	50	0	0	0	0	0	0	0.0025	50.0025	
610	North Shore Water Association	1904004-003	Installation of storage tank	105	50	0	0	0	0	0	0	0.00105	50.00105	
611	Colby Homeowners Association Water Company	1904007-002	Installation of a new storage tank	75	50	0	0	0	0	0	0	0.00075	50.00075	
613	Washington Township Municipal Utilities Authority	0818004-008	Installation of solar system for wells # 18, 19 & 20	48,559	45	0	0	0	0	0	0	0.48559	45.48559	
614	Vineland City	0614003-015	Well No. 17 Installation	36,848	15	0	15	0	0	0	15	0.36848	45.36848	BIL (GEN)
615	Jackson Township Municipal Utilities Authority	1511001-008	Installation of a water main and booster station to interconnect the Legler system	32,600	30	0	15	0	0	0	0	0.326	45.326	
616	Garfield City	0221001-003	Rehabilitation of Well 1A	29,780	15	0	0	0	0	0	30	0.2978	45.2978	BIL (GEN)
617	East Windsor Municipal Utilities Authority	1101002-004	Installation of solar panels at 2 facilities	27,200	45	0	0	0	0	0	0	0.272	45.272	
618	Burlington Township	0306001-003	Purchase of water meters to replace existing meters-Phases 2 to 4	22,000	25	0	20	0	0	0	0	0.22	45.22	
620	Pompton Lakes Municipal Utilities Authority	1609001-004	Installation of emergency generator at wells	11,435	45	0	0	0	0	0	0	0.11435	45.11435	
621	Freehold Borough	1315001-001	Replace and construct two well houses that protect well pumps	11,029	15	0	15	0	0	0	15	0.11029	45.11029	BIL (GEN)
622	Pemberton Township	0329004-005	Replacing Well #4 with Well #14	10,815	15	0	15	0	0	0	15	0.10815	45.10815	BIL (GEN)
622	Pemberton Township	0329004-010	Conversion of test well #14 to production well	10,815	15	0	15	0	0	0	15	0.10815	45.10815	BIL (GEN)
623	Pine Hill Municipal Utilities Authority	0428002-005	PRM Backup Well #4 and Decommission of Wells #6 & #7	10,233	15	0	0	0	0	0	30	0.10233	45.10233	BIL (GEN)
624	Brigantine City	0103001-501	Installation of Generators at well	11,117	45	0	0	0	0	0	0	0.0945	45.0945	
625	Tuckerton Borough	1532002-001	2022 Rehabilitation of Well #3 and Well #4	3,347	15	0	15	0	0	0	0	0.06285	45.06285	
626	Washington Township Municipal Utilities Authority	1438004-002	WTMUA - Water System Improvements	7,500	45	0	0	0	0	0	0	0.04866	45.04866	
628	West Milford Municipal Utilities Authority	1615016-002	Replace Generator	1,625	45	0	0	0	0	0	0	0.01625	45.01625	
628	West Milford Municipal Utilities Authority	1615016-002/500	Milford Emergency Power Generators	1,625	45	0	0	0	0	0	0	0.01625	45.01625	
630	Forest Lakes Water Company	1904003-001	Installation of two generators	1,500	45	0	0	0	0	0	0	0.015	45.015	
631	West Milford Municipal Utilities Authority	1615018-002	Replace Generator	1,260	45	0	0	0	0	0	0	0.0126	45.0126	
631	West Milford Municipal Utilities Authority	1615018-002/500	Bald Eagle Emergency Power Generators	1,260	45	0	0	0	0	0	0	0.0126	45.0126	
632	West Milford Municipal Utilities Authority	1615014-001/500	Crescent Park Emergency Power Generators	700	45	0	0	0	0	0	0	0.007	45.007	
632	West Milford Municipal Utilities Authority	1615014-001	Replace Generator	700	45	0	0	0	0	0	0	0.007	45.007	
633	West Milford Municipal Utilities Authority	1615012-002/500	Awosting Emergency Power Generators	635	45	0	0	0	0	0	0	0.00635	45.00635	
633	West Milford Municipal Utilities Authority	1615012-002	Replace Generator	635	45	0	0	0	0	0	0	0.00635	45.00635	
634	West Milford Municipal Utilities Authority	1615002-002/500	Greenbrook Emergency Power Generators	600	45	0	0	0	0	0	0	0.006	45.006	
634	West Milford Municipal Utilities Authority	1615002-002	Replace Generator	600	45	0	0	0	0	0	0	0.006	45.006	
635	West Milford Municipal Utilities Authority	1615001-002/500	Birch Hill Emergency Power Generator	180	45	0	0	0	0	0	0	0.0018	45.0018	
635	West Milford Municipal Utilities Authority	1615001-002	Replace Generator	180	45	0	0	0	0	0	0	0.0018	45.0018	
636	West Milford Municipal Utilities Authority	1615006-002/500	Parkway Emergency Power Generator	805	45	0	0	0	0	0	0	0.00115	45.00115	
636	West Milford Municipal Utilities Authority	1615006-002	Replace Generator	115	45	0	0	0	0	0	0	0.00115	45.00115	
637	NJ American Water Company, Inc.	1345001-007	Monterey Iron Removal	289,553	40	0	0	0	0	0	0	2.89553	42.89553	
638	NJ American Water Company, Inc.	2004002-009	Installation of New Water Meters	610,000	35	0	0	0	0	0	0	6.1	41.1	
639	Netcong Borough	1428001-001	Water System Assment Management Plan	3,250	1	0	15	5	0	0	0	0.03342	41.03342	
640	Belleville Township	0701001-005	Replacement of Water meters	35,928	25	0	0	0	0	0	15	0.35928	40.35928	
641	NJ American Water Company, Inc.	0508001-007	Replacement of Water Meters	28,071	25	0	0	0	0	0	15	0.28071	40.28071	
642	South Orange Village	0719001-007	Replace Pressure Reducing Valves	16,198	30	0	0	5	0	0	0	0.16964	40.16964	
643	East Hanover Township	1410001-001	Renovation of treatment plant - addition of ion exchange for well #1 & #2	10,000	40	0	0	0	0	0	0	0.1	40.1	
644	Florham Park Borough	1411001-001	Construction of Water Treatment Facility for removal of manganese	8,857	40	0	0	0	0	0	0	0.08857	40.08857	
645	High Bridge Borough	1014001-002	Improvements to the High Bridge Water System	3,900	25	0	0	0	0	15	0	0.033	40.033	
646	NJ American Water Company, Inc.	1345001-014	Installation of New Water Meters	289,553	35	0	0	0	0	0	0	2.89553	37.89553	

Rank	Project Sponsor	Project Number	Project Name	Population	Cat A	Cat B	Cat C.a	Cat C.b	Cat C.c	Cat C.d	Cat D	Cat E	Rank Points	BIL Eligibility
647	NJ American Water Company, Inc.	0327001-012	Installation of New Water Meters	253,045	35	0	0	0	0	0	0	2.53045	37.53045	
648	Brick Township Municipal Utilities Authority	1506001-007	Chlorine Disinfection System Relocation	100,000	1	0	20	0	0	0	15	1.34108	37.34108	
649	NJ American Water Company, Inc.	0712001-014	Installation of New Water Meters	217,230	35	0	0	0	0	0	0	2.1723	37.1723	
650	Willingboro Municipal Utilities Authority	0338001-005	Energy Savings Improvement Program (DW)	35,000	1	0	20	0	0	0	15	0.35	36.35	
651	Bellmawr Borough	0404001-003	Replacement of water mains will be needed to serve a brownfield redevelopment area.	11,583	1	0	0	0	5	0	30	0.11583	36.11583	BIL (GEN)
651	Bellmawr Borough	0404001-004	A new 0.3 MG storage tank is needed to serve a Brownfield redevelopment area.	11,583	1	0	0	0	5	0	30	0.11583	36.11583	BIL (GEN)
652	NJ American Water Company, Inc.	0323001-003	Installation of New Water Meters	42,035	35	0	0	0	0	0	0	0.42035	35.42035	
653	Willingboro Municipal Utilities Authority	0338001-013	Replacement of Well No. 1	34,731	15	0	20	0	0	0	0	0.37731	35.37731	
654	Burlington Township	0306001-002	Rehabilitate well #4	22,000	15	0	20	0	0	0	0	0.22	35.22	
655	South Orange Village	0719001-004	Farrell Field (Walton Ave & Audley St.) Interconnection Rehab.	16,198	30	0	0	5	0	0	0	0.16964	35.16964	
656	South Orange Village	0719001-003	South Orange Ave and Holland Road Interconnection Rehabilitation	16,198	30	0	0	5	0	0	0	0.16198	35.16198	
657	NJ American Water Company, Inc.	1605001-003	Installation of New Water Meters	11,247	35	0	0	0	0	0	0	0.11247	35.11247	
658	Collier Services	1328300-005	Install new meters and water conservation devices at Collier Services Bldgs	350	35	0	0	0	0	0	0	0.0035	35.0035	
659	NJ American Water Company, Inc.	0712001-004	Interconnection of Twin Lake and Short Hill Systems	217,230	30	0	0	0	0	0	0	2.1723	32.1723	
660	Garfield City	0221001-007	Upgrade to SCADA	29,780	1	0	0	0	0	0	30	0.2978	31.2978	BIL (GEN)
661	Little Egg Harbor Municipal Utilities Authority	1516001-500	Radio Road Water Treatment Plant	20,065	1	0	15	0	0	0	15	0.20065	31.20065	BIL (GEN)
662	Hammonton Town	0113001-010	SCADA System/Water Meter Replacment Proj	11,300	1	0	15	0	0	0	15	0.113	31.113	
663	Pemberton Township	0329004-008	Various Water System Improvements	10,815	1	0	15	0	0	0	15	0.10815	31.10815	BIL (GEN)
664	NJ American Water Company, Inc.	2004002-010	Replacement of Water Meters	610,000	25	0	0	0	0	0	0	6.1	31.1	
665	Lower Township Municipal Utilities Authority	0505002-001	Extension of water mains to service homes that are on private wells	9,700	1	0	0	0	0	0	30	0.097	31.097	BIL (GEN)
665	Lower Township Municipal Utilities Authority	0505002-002	Installation of well #10	9,700	1	0	0	0	0	0	30	0.097	31.097	BIL (GEN)
666	Franklin Township - Gloucester	1808001-007	Construction of an interconnection w/ New Brunswick City	50,000	30	0	0	0	0	0	0	0.5	30.5	
667	Jackson Township Municipal Utilities Authority	1511001-006	Construction of back up well for Manhattan Water Treatment Plant	32,600	15	0	15	0	0	0	0	0.326	30.326	
668	NJ American Water Company, Inc.	0508001-003	Third Street Well Replacement	28,071	15	0	0	0	0	0	15	0.28071	30.28071	
669	Berlin Borough	0405001-007	Redrilling of well, approximately 450 feet deep	13,121	15	0	15	0	0	0	0	0.13121	30.13121	
670	Pompton Lakes Municipal Utilities Authority	1609001-010	Pompton Ave Water Main Installation	70	30	0	0	0	0	0	0	0.11435	30.11435	
671	Hopatcong Borough	1912001-008	Install new well and construct associated treatment facilities, SCADA system, generator & mains	7,900	15	0	15	0	0	0	0	0.079	30.079	
671	Hopatcong Borough	1912001-010	Construction of a new surface water treatment plant for reactivated Elbo Pt well	7,900	15	0	15	0	0	0	0	0.079	30.079	
672	Hightstown Borough	1104001-002	New Well #3 - Upgrades to plant, well house and pump	5,567	15	0	15	0	0	0	0	0.05567	30.05567	
673	National Park Borough	0812001-002	Redevelopment/ Rehabilitation to Well 5 with a new well house	3,289	15	0	0	0	0	0	15	0.03289	30.03289	BIL (GEN)
674	Sparta Township	1918003-001	Installation of a water main interconnection	1,618	30	0	0	0	0	0	0	0.01618	30.01618	
675	Fountainhead Properties Incorporate	1511013-003	Rehabilitation of well #2	280	15	0	15	0	0	0	0	0.0028	30.0028	
675	Fountainhead Properties Incorporate	1511013-004	Improvements/Replacement of well #1	280	15	0	15	0	0	0	0	0.0028	30.0028	
676	Lake Glenwood Village	1922010-005	New well #8 for upper system	250	15	0	15	0	0	0	0	0.0025	30.0025	
677	NJ American Water Company, Inc.	1345001-015	Replacement of Water Meters	289,553	25	0	0	0	0	0	0	2.89553	27.89553	
678	NJ American Water Company, Inc.	0327001-013	Replacement of Water Meters	253,045	25	0	0	0	0	0	0	2.53045	27.53045	
679	NJ American Water Company, Inc.	0712001-015	Replacement of Water Meters	217,230	25	0	0	0	0	0	0	2.1723	27.1723	
680	NJ American Water Company, Inc.	1103002-001	Replacement of Water Meters	120,000	25	0	0	0	0	0	0	1.2	26.2	
681	Allentown Borough	1302001-001	Asset Management Plan	1,788	1	0	15	0	0	0	0	0.02	26.02	

Rank	Project Sponsor	Project Number	Project Name	Population	Cat A	Cat B	Cat C.a	Cat C.b	Cat C.c	Cat C.d	Cat D	Cat E	Rank Points	BIL Eligibility
682	Ridgewood Village	0215001-024	Replacement of 14,629 water meters with radio frequency meters	61,700	25	0	0	0	0	0	0	0.617	25.617	
683	Franklin Township - Gloucester	1808001-005	Replace Water Meters	50,000	25	0	0	0	0	0	0	0.5	25.5	
684	North Brunswick Township	1215001-006	Water Meter Replacement	42,392	25	0	0	0	0	0	0	0.42392	25.42392	
685	NJ American Water Company, Inc.	0323001-004	Replacement of Water Meters	42,035	25	0	0	0	0	0	0	0.42035	25.42035	
686	Margate City	0116001-002	Margate Water Meter Project	22,333	25	0	0	0	0	0	0	0.223333	25.22333	
687	Lyndhurst Township	0232001-003	Township Wide Water Meter Replacement Program	22,453	25	0	0	0	0	0	0	0.205	25.205	
688	Bordentown City	0303001-001	Water Meter Replacement Program	16,663	25	0	0	0	0	0	0	0.15821	25.15821	
689	Highland Park Borough	1207001-001	2018-19 Water System Improvements	14,245	25	0	0	0	0	0	0	0.14	25.14	
690	Clinton Town	1005001-007	Replace Water Meters	12,500	25	0	0	0	0	0	0	0.125	25.125	
691	NJ American Water Company, Inc.	1605001-004	Replacement of Water Meters	11,247	25	0	0	0	0	0	0	0.11247	25.11247	
692	Oakland Borough	0220001-002	Replace 4600 Water Meters	12,959	25	0	0	0	0	0	0	0.05038	25.05038	
693	Mine Hill Township	1420001-004	Replace Water Meters	3,400	25	0	0	0	0	0	0	0.034	25.034	
694	Pine Beach Borough	1522001-001	Merion Ave. Well Replacement / Townwide Water Meter Replacement Project	2,080	25	0	0	0	0	0	0	0.0208	25.0208	
695	Island Heights Borough	1510001-005	Water Meter Replacement Project	1,521	25	0	0	0	0	0	0	0.0175	25.0175	
696	Montclair Township	0713001-008	Nishuane Well Production & Treatment Facility	38,977	15	0	0	5	0	0	0	0.38977	20.38977	
696	Montclair Township	0713001-006	Redevelop Glenfield Wells	38,977	15	0	0	5	0	0	0	0.38977	20.38977	
698	Matawan Borough	1329001-003	Rehabilitate the Boroughs two wells	8,810	15	0	0	5	0	0	0	0.0881	20.0881	
699	NJ American Water Company, Inc.	1345001-011	Drill two additional wells to increase the capacity at Yellowbrook WTP	289,553	15	0	0	0	0	0	0	2.89553	17.89553	
700	Jackson Township Municipal Utilities Authority	1511001-007	Ancillary Improvements to the Old Manhattan Water Treatment Facility	32,600	1	0	15	0	0	0	0	0.326	16.326	
701	Hopatcong Borough	1912001-004	Small System Asset Management	7,224	1	0	15	0	0	0	0	0.07224	16.07224	
704	Parsippany Troy Hills Township	1429001-002	Replacement Well 20-R	56,000	15	0	0	0	0	0	0	0.504	15.504	
706	Marlboro Township	1328002-004	New Stand-by Well 5A (Tennent Rd Treatment Plant & Booster Pump Station)	27,000	15	0	0	0	0	0	0	0.2948	15.2948	
706	Marlboro Township	1328002-007	Well #2 Replacement	41,502	15	0	0	0	0	0	0	0.2948	15.2948	
706	Marlboro Township	1328002-009	Well #1 Replacement	41,502	15	0	0	0	0	0	0	0.2948	15.2948	
707	Lacey Township	1512001-001	Construction of two test wells # 7 and 8	26,240	15	0	0	0	0	0	0	0.2624	15.2624	
707	Lacey Township	1512001-002	Upgrade of WTP to make wells # 7 and 8 operational	26,240	15	0	0	0	0	0	0	0.2624	15.2624	
708	South River Borough	1223001-003	Rehabilitation of Borough Wells	16,023	15	0	0	0	0	0	0	0.16	15.16	
711	Pemberton Township	0329004-001	Pinelands Water Infrastructure	2,500	15	0	0	0	0	0	0	0.12378	15.12378	BIL (GEN)
712	East Hanover Township	1410001-002	New Water Treatment Plant for Well 6	10,000	15	0	0	0	0	0	0	0.1	15.1	
713	Lavallette Borough	1515001-002	Replacement of Potable Water Supply - Well # 3	9,525	15	0	0	0	0	0	0	0.0952467	15.09525	
714	Oakland Borough	0220001-003	Well 9 - Diesel Generator	12,959	15	0	0	0	0	0	0	0.05038	15.05038	
714	Oakland Borough	0220001-001	Construct new Well 10A as backup for Well 10	12,959	15	0	0	0	0	0	0	0.05038	15.05038	
715	Washington Township Municipal Utilities Authority	1438004-003	WTMUA - Proposed Well SM-23 and Water Treatment Facility	-	15	0	0	0	0	0	0	0.04866	15.04866	
716	Ocean Gate Borough	1521001-003	Well Water Construction/Drilling a new well	2,800	15	0	0	0	0	0	0	0.032	15.032	BIL (GEN)
717	Harvey Cedars Borough	1509001-002	Installation of a Water Monitoring Well	3,165	15	0	0	0	0	0	0	0.0316467	15.03165	
718	Pine Beach Borough	1522001-002	Merion Ave. Well Replacement / Townwide Water Meter Replacement Project	2,080	15	0	0	0	0	0	0	0.0208	15.0208	
719	West Milford Municipal Utilities Authority	1615016-003	Rehabilitation of Well	1,625	15	0	0	0	0	0	0	0.01625	15.01625	
720	Farmingdale Borough	1314001-001	Redevelop well #3; upgrade control system for well #3 & 4, misc improvements to the WTP	1,500	15	0	0	0	0	0	0	0.015	15.015	BIL (GEN)
721	West Milford Municipal Utilities Authority	1615018-003	Rehabilitation of Well	1,260	15	0	0	0	0	0	0	0.0126	15.0126	
722	NJ American Water Company, Inc.	0809001-001	Beckett Well Replacement	1,085	15	0	0	0	0	0	0	0.01085	15.01085	

Rank	Project Sponsor	Project Number	Project Name	Population	Cat A	Cat B	Cat C.a	Cat C.b	Cat C.c	Cat C.d	Cat D	Cat E	Rank Points	BIL Eligibility
723	West Milford Municipal Utilities Authority	1615012-003	Rehabilitation of Well	635	15	0	0	0	0	0	0	0.00635	15.00635	
724	West Milford Municipal Utilities Authority	1615001-003	Rehabilitation of Well	180	15	0	0	0	0	0	0	0.0018	15.0018	
725	West Milford Municipal Utilities Authority	1615006-003	Rehabilitation of Well	115	15	0	0	0	0	0	0	0.00115	15.00115	
726	Colby Homeowners Association Water Company	1904007-001	Installation of back up well	75	15	0	0	0	0	0	0	0.00075	15.00075	
727	South Orange Village	0719001-011	Flush Valve Removal	16,198	1	0	0	5	0	0	0	0.16198	6.16198	
728	NJ American Water Company, Inc.	1345001-004	Howell Water Mains - Freewood Acres	335,449	1	0	0	0	0	0	0	3.35449	4.35449	
729	NJ American Water Company, Inc.	0712001-013	Installation of water mains at redevelopment project	217,230	1	0	0	0	0	0	0	2.1723	3.1723	
731	Washington Township Municipal Utilities Authority	0818004-002	WTMUA Complex	48,559	1	0	0	0	0	0	0	0.48	1.48	
732	Sayreville Borough	1219001-005	Construct new transmission mains in the northeast section of the Borough	40,377	1	0	0	0	0	0	0	0.40377	1.40377	
734	Marlboro Township	1328002-501/001	portable genertor @ Harbor Rd & Tennent Rd WTP	40,191	1	0	0	0	0	0	0	0.40191	1.40191	
735	Belleville Township	0701001-007	Township of Belleville Asset Management Plan	36,383	1	0	0	0	0	0	0	0.35129	1.35129	
736	Mahwah Township	0233001-009	Construction of two new wells	24,062	1	0	0	0	0	0	0	0.24062	1.24062	
737	Montville Township	1421003-001	Installation of 2,300 LF of 8 inch water main and appurtances on Hillcrest and Upper Mountain Avenues	21,000	1	0	0	0	0	0	0	0.21	1.21	
738	Verona Township	0720001-001	Water Utility Asset Management Plan	14,572	1	0	0	0	0	0	0	0.13641	1.13641	
739	Seaside Park Borough	1527001-003	Water Asset Management Plan	3,753	1	0	0	0	0	0	0	0.131	1.131	BIL (GEN)
740	Jefferson Township	1414011-002	Water System Asset Management Plan	8,500	1	0	0	0	0	0	0	0.085	1.085	
741	Spotswood Borough	1224001-002	SPOTSWOOD WATER MASTER PLAN	8,257	1	0	0	0	0	0	0	0.083	1.083	
743	Woodland Park Borough	1616001-001	Extension of water mains to service homes that are on private wells	5,030	1	0	0	0	0	0	0	0.0503	1.0503	
745	High Bridge Borough	1014001-001	Asset Management Plan for the High Bridge Water System	3,900	1	0	0	0	0	0	0	0.039	1.039	
746	Pennington Borough	1108001-004	Asset Management Plan for Pennington Water Utility '	2,585	1	0	0	0	0	0	0	0.026	1.026	
747	Pennington Borough	1108001-003	Asset Management Plan for Pennington Water Utility	2,585	1	0	0	0	0	0	0	0.02585	1.02585	
748	Sea Girt Borough	1344001-005	Sea Girt Borough CMMS	2,552	1	0	0	0	0	0	0	0.02552	1.02552	
749	Hardyston Municipal Utilities Authority	1911006-003	Asset Management Plan	1,963	1	0	0	0	0	0	0	0.01963	1.01963	
750	Waterford Township	0435003-002	Haines Blvd Water Extension	-	1	0	0	0	0	0	0	0.01184	1.01184	