

Upland Bird Stocking Program

2024- 2025



Stocked Areas

New Jersey DEP Fish & Wildlife stocks pheasants on [23 Wildlife Management Areas](#) across the state, as well as Fort Dix (limited) and the [Delaware Water Gap NRA](#). Additionally, quail are stocked on [Greenwood Forest](#), and [Peaslee](#) Wildlife Management Areas.



Stamps Sold: 13,346 Totaling: \$533,840 .00
Birds Cost: \$1,158,990.00

CALENDAR YEAR LICENSE SALES
2021 - 2023

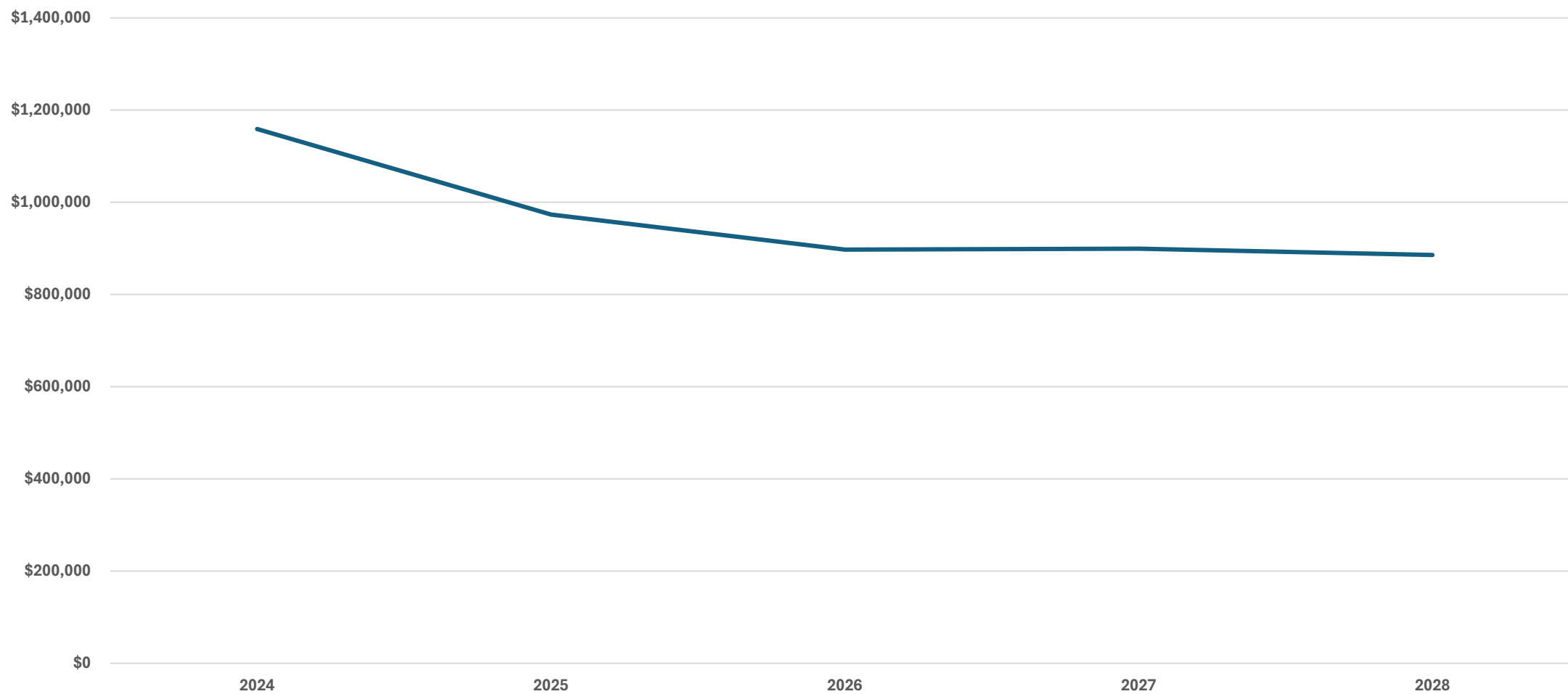
License Type	2021	2022	2023							
All-Around Sportsman	20,221	19,460	19,161							
All-Around Buddy	16	11	9							
Senior Bow & Arrow	6,031	6,085	6,301							
Senior Fishing	11,673	11,365	11,934							
Senior Hunting	10,575	10,566	10,977							
Resident Buddy Fishing*	2,820	2,117	2,095							
Non-Res. Buddy Fishing*	465	455	352							
Non-Res. Bow & Arrow	2,846	2,767	2869							
Non-Res. Fishing	15,953	16,298	17,170							
Non-Res. Hunting	3,877	3,966	4,049							
Non-Res. Small Game	1,403	1,293	1,364							
Non-Res. Trapping	12	14	13							
Non-Res. Trout Stamp	9,129	9,137	9,920							
Non-Res. 7-Day Fishing	922	947	1,110							
Non-Res. 2-Day Fishing	4,760	4,644	5,324							
Pheasant & Quail Stamp	13,388	13,151	13,346							
Resident Bow & Arrow	15,661	14,481	13,575							
Resident Fishing	118,074	107,605	108,908							
Resident Hunting	26,347	24,543	23,888							
Res. Trapping	1,146	1,189	1,291							
Resident Trout Stamp	90,999	83,227	83,223							
Resident Waterfowl	10,128	9,978	**							
Non-Res. Waterfowl	1,974	2,043	**							
Rifle Permit	17,898	17,559	**							

\$1,158,990.00

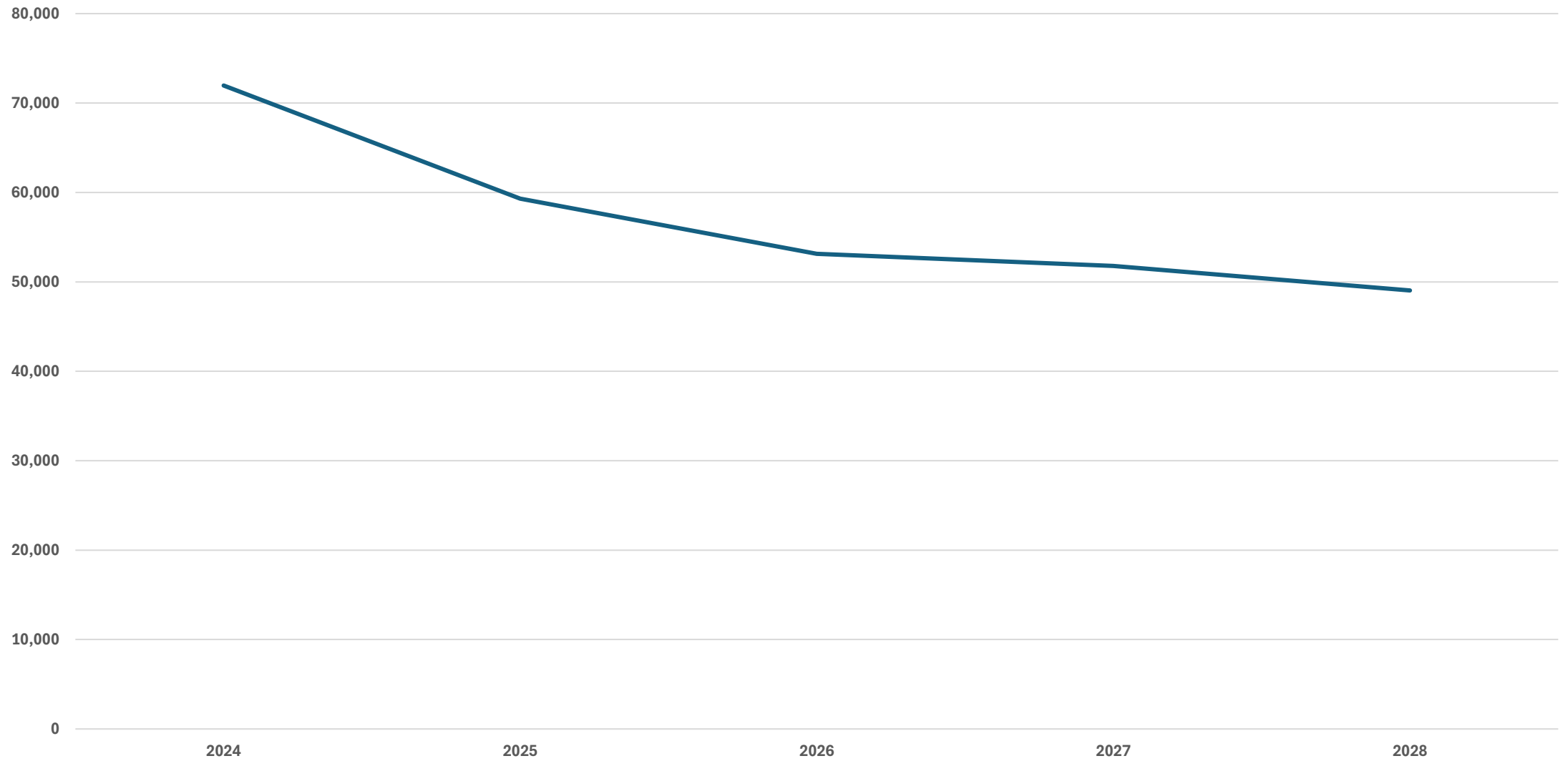
-\$625,150.00

**Waterfowl Stamps and Rifle permits are fiscal year privileges – numbers will be provided by July 30

Funding by Year



Total Birds



Summary 2024

Species	Vendor	# Birds	Total
Chukar		880	
Pheasant		40280	
Pheasant		19800	
Quail		11000	
		71,960	\$1,158,990.00

Summary 2025

Species	Vendor	# Birds	Total
Chukar		880	
Pheasant		33288.8	
Pheasant		16124.8	
Quail		9020	
		59,313.60	\$973,603.20

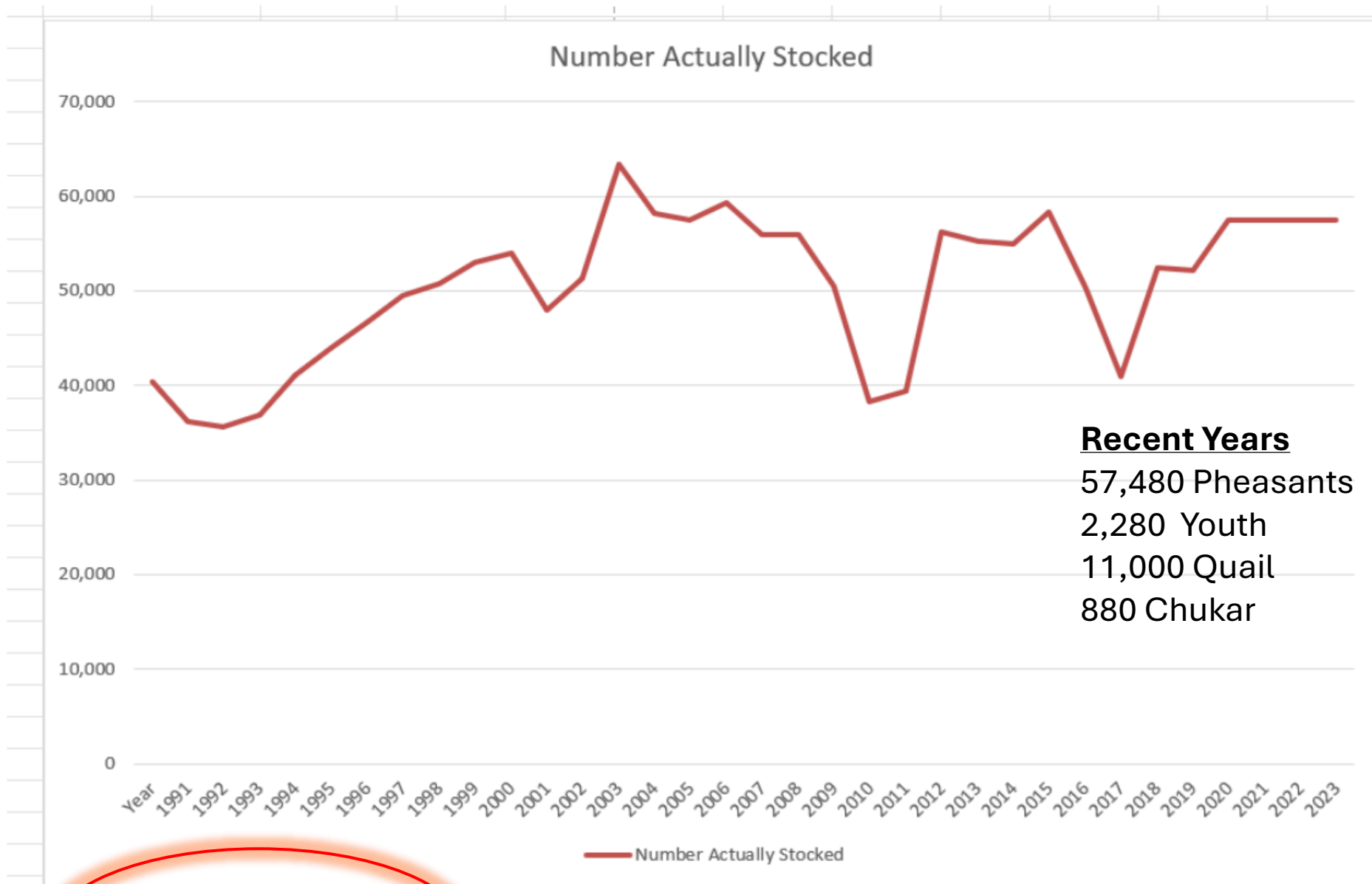


	2024	2025
Total Birds	71960	59314
Total Cost	\$1,158,990	\$973,603.20

2025

-12,646 birds

-\$185,387.00



Recent Years

57,480 Pheasants

2,280 Youth

11,000 Quail

880 Chukar

Average	50,485
High	63,450
Low	35,560