



NEW JERSEY DEP
Fish and Wildlife

INSTRUCTIONS FOR SMARTPHONE AND TABLET REPORTING

HARVESTER REPORTING THROUGH SAFIS ETRIPS APPLICATION

Important Phone Numbers, Websites, and email addresses for Help

Videos on how to report - <https://www.accsp.org/what-we-do/safis/etrips-mobile-instructions/>

Reporting Help 24/7 - 1(800)-984-0810

General reporting questions, addition of vessel and/or dealer, maps – (609) 748-2020 or
njcommercialreporting@dep.nj.gov

Note: Screen may vary slightly, depending on device being used to submit trip.

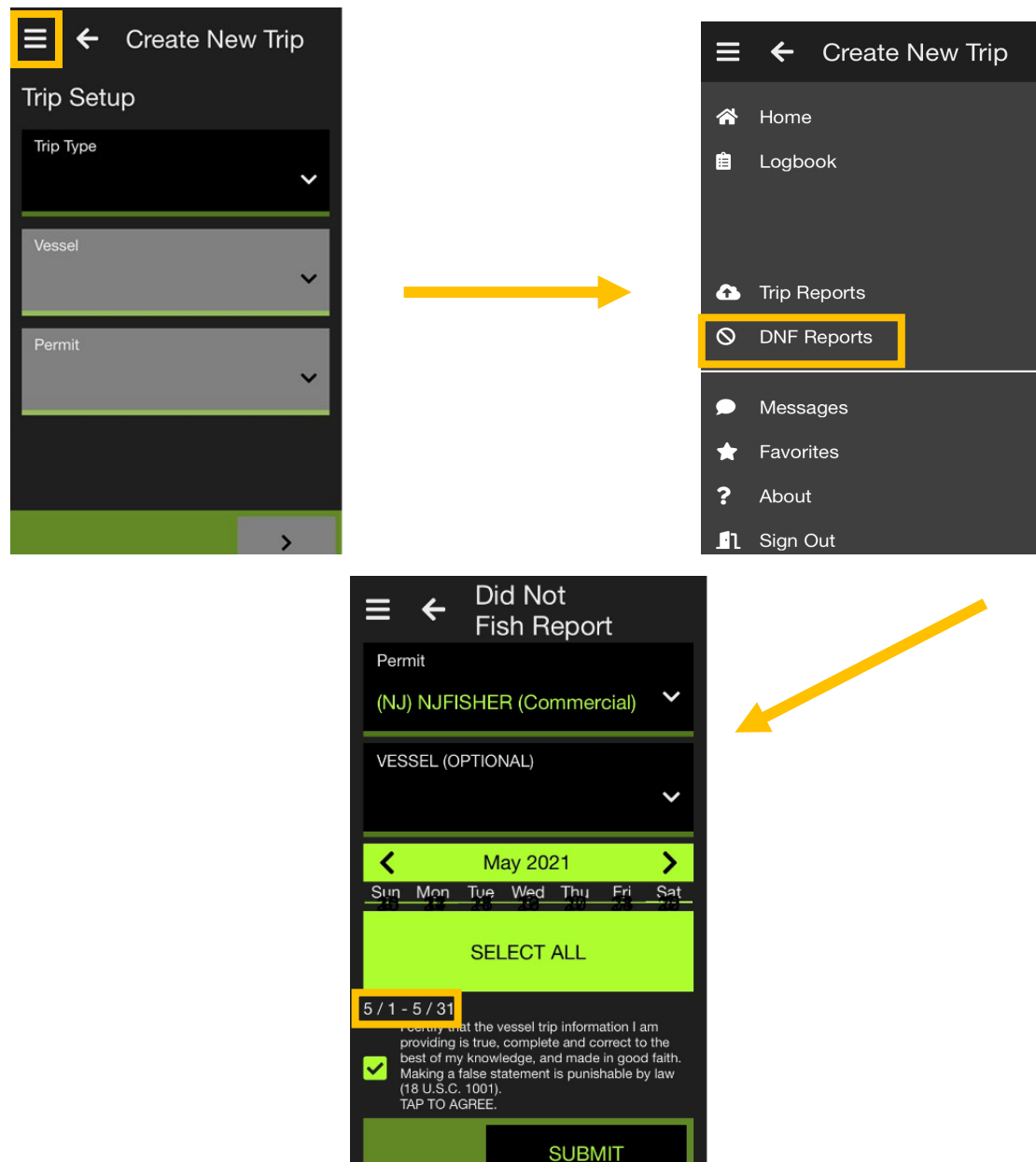
This is a general overview of how to submit a commercial trip report using a tablet or cell phone. For additional help and detailed videos please go to:

<https://www.accsp.org/what-we-do/safis/etrrips-mobile-instructions/>

For additional support help please contact 1(800)-984-0810. This support is available 24 hours a day and 7 days a week.

Did Not Fish Report

Did not fish reports can be created through eTRIPS mobile.

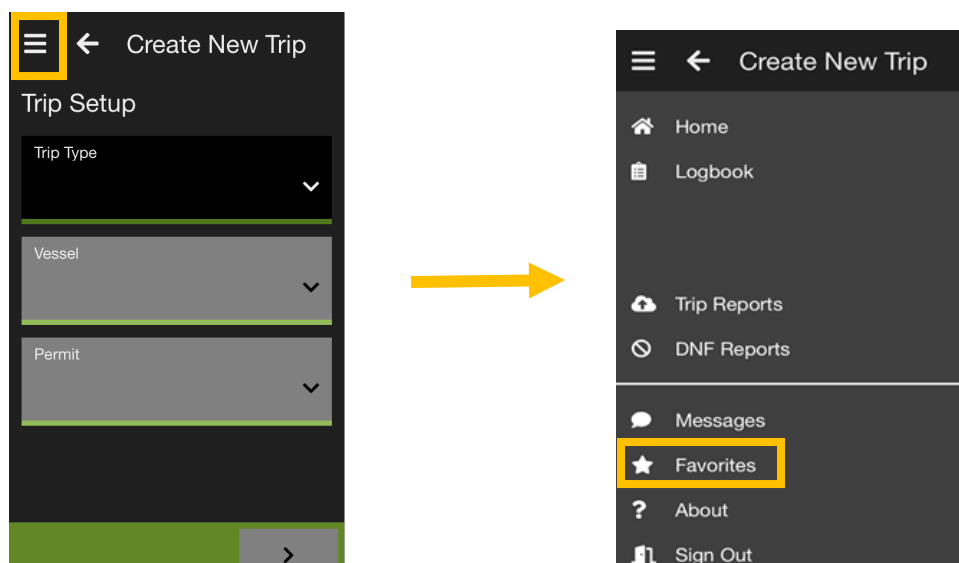


Note: when submitting a did not fish report make sure you select all to report for the entire month. The dates selected should be shown below and remember to click submit.

Favorites

NJ Fish and Wildlife highly recommends that you create favorites to make reporting quicker and easier. For additional videos on creating favorites please go to:

<https://www.accsp.org/what-we-do/safis/etrips-mobile-instructions/>



Set up favorites by selecting categories.

Species: search for species or use drop down box. If species has two words in its name use the last word first (ex : crab, blue). A star will show if it is added to favorites. To remove from favorites just click to remove star.

Areas Fished: Make sure filter is on state. Select area of state, if you need map please contact NJ Fish and Wildlife (609) 748-2020.

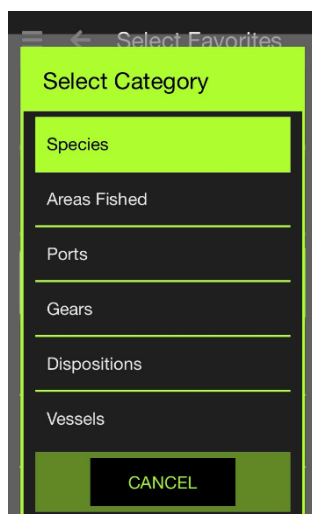
Ports: Either select the town or county.

Gears: Select the gears being used. A star will show if it is added to favorites. To remove from favorites just click to remove star.

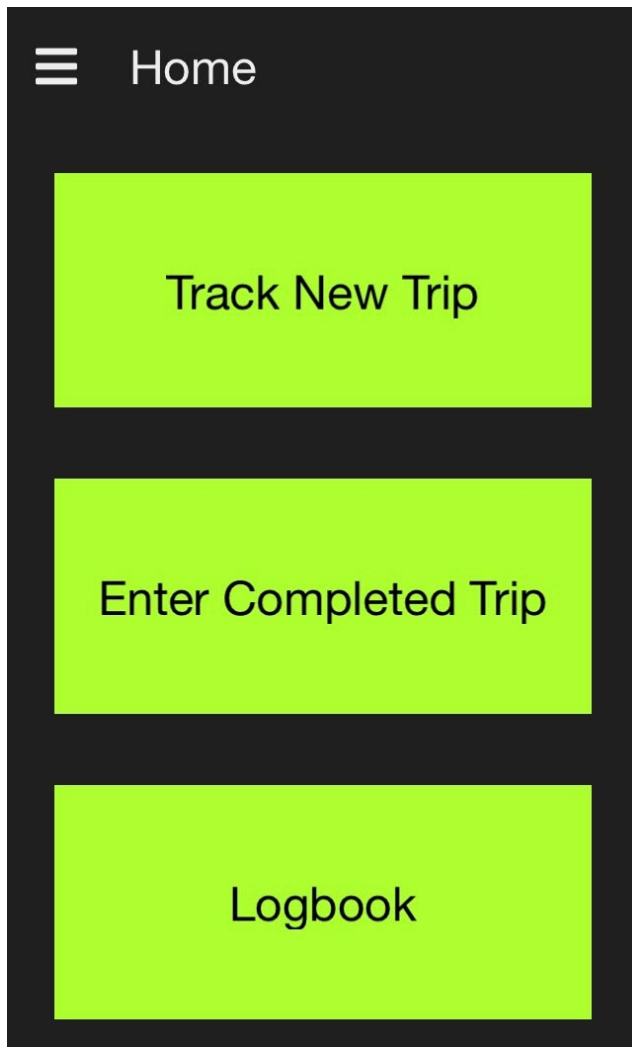
Disposition: What is happening to catch? Is it being used for food, bait or discarded. Star will appear next to favorite.

Vessel: Select if vessel is state or federal. Vessel name and state registration can be entered into.

Dealer: If catch is sold to dealer either search or scroll to find correct dealer. If you do not see dealer please contact NJ Fish and Wildlife (609)748-2020.



Creating a Trip Report



- To create a report while fishing activity is occurring

- To create a report after fishing activity has occurred (example below)

- To view all completed trips

The image shows a screenshot of the 'Create New Trip' screen. At the top, there is a hamburger menu icon, a back arrow, and the text 'Create New Trip'. Below this, the section is titled 'Trip Setup'. There are three dropdown menus: 'Trip Type', 'Vessel', and 'Permit'. Each dropdown menu has a downward arrow icon. At the bottom of the screen, there is a green bar with a white right arrow icon.

Trip Type: Should always be commercial.

Vessel: Select from favorites, if favorites are not set up you may search for vessel, contact NJ Fish and Wildlife or use NJ9999 unknown vessel.

Permit: Harvesters permit number (BMFID).

Create New Trip
 Trip Details
 Vessel Vessel 5
 Trip Name Give your trip a name
 End Port
 NJ > CAPE MAY > CAPE MAY (COUNTY)
 # of Crew
 Number of crew (including the captain) on each trip
 Notes

Trip Name: Not required but helpful to harvester. Good example would be gear used and date.

End Port: Select either town of county landed.

Number of crew: Including the captain.

Area/ Water Fished: Use map or contact NJ Fish and Wildlife.

Gear Type: Select gear being used.

Gear Attributes: Required gear data depending on gear type.

Create New Trip
 Effort Details
 Primary Area Fished
 State Waters Inshore
 Waters Fished
 NJ 621 - 171- DELAWARE BAY - NJ
 Gear Type
 POTS AND TRAPS, BLUE CRAB
 Gear Quantity
 Number of traps hauled per effort (defined by gear type and area)

Create New Trip
 Start Your Trip
 Trip Start Time
 Trip End Date
 Trip End Time
 Effort Length
 Hours

Trip Start/ End Date: Day your trip started and ended.

Trip Start/End Time: Not required but optional field except for lobster industry.

Effort Length: Depending on gear used it is either soak time or fishing time. Effort can be changed from hours to days.

Catches: Go to new, if you have favorites it will populate (ex: blue crab) if not you can search for species. If species has two word name the second word will appear before the first.

Catches
 POTS AND TRAPS, BLUE CRAB
 (7/19/21 2:49 PM)
 NEW SUMMARY CATCHES
 Search...
 CRABS, BLUE
 EFFORT OFFLOADS



Quantity: 0

Unit Of Measure: Pounds

Catch Disposition: General : Food

Catch Source: Standard

Market / Grade: UNCLASSIFIED / LIVE

CANCEL SAVE

Quantity/ Unit of measure: Pounds all species except for a few exceptions. (ex: blue crab and killifish)

Catch Disposition: What is the catch being used for

Catch Source: Always standard.

Market/ Grade: Most of the time unclassified, but can be broken into sex for certain species.

Always select that the species is being offloaded!

Sales disposition: Was the species sold?



Sales Disposition: Sold To Dealer

OFFLOAD PORT: OFFLOAD PORT FOR CATCH

Offload Date: Offload Date

Dealer License: Dealer Permit - if SOLD TO DEALER

CANCEL CREATE

Trip starting at 7/19/2021 12:00 AM

Commercial

Mon 7/19/2021 (NJ) NJFISHER (Commercial)


Trip starting at 9/30/2019 10:16 AM

Commercial

I certify that the vessel trip information I am providing is true, complete and correct to the best of my knowledge, and made in good faith. Making a false statement is punishable by law (18 U.S.C. 1001).

TAP TO AGREE.

SUBMIT



Check the trip and to certify report and submit.