

REBUILD BY DESIGN HUDSON RIVER

JERSEY CITY HOBOKEN WEEHAWKEN | NEW JERSEY

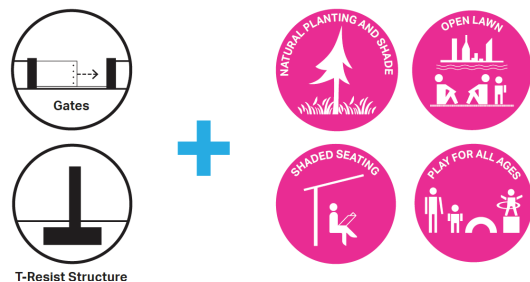
DESIGN ZONE WORKSHOP

February 4, 2019

What area are we looking at tonight?

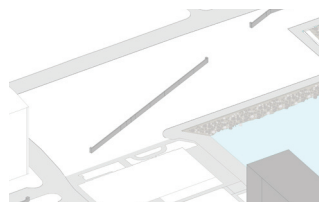


What are the main design drivers?

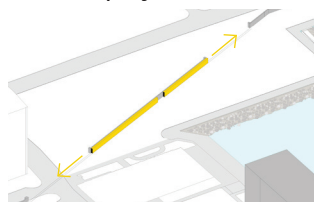


How is the structure integrated into the park's design?


1) Resist Structure



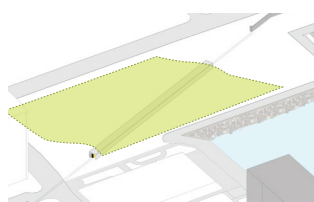
2) Deployable Gates



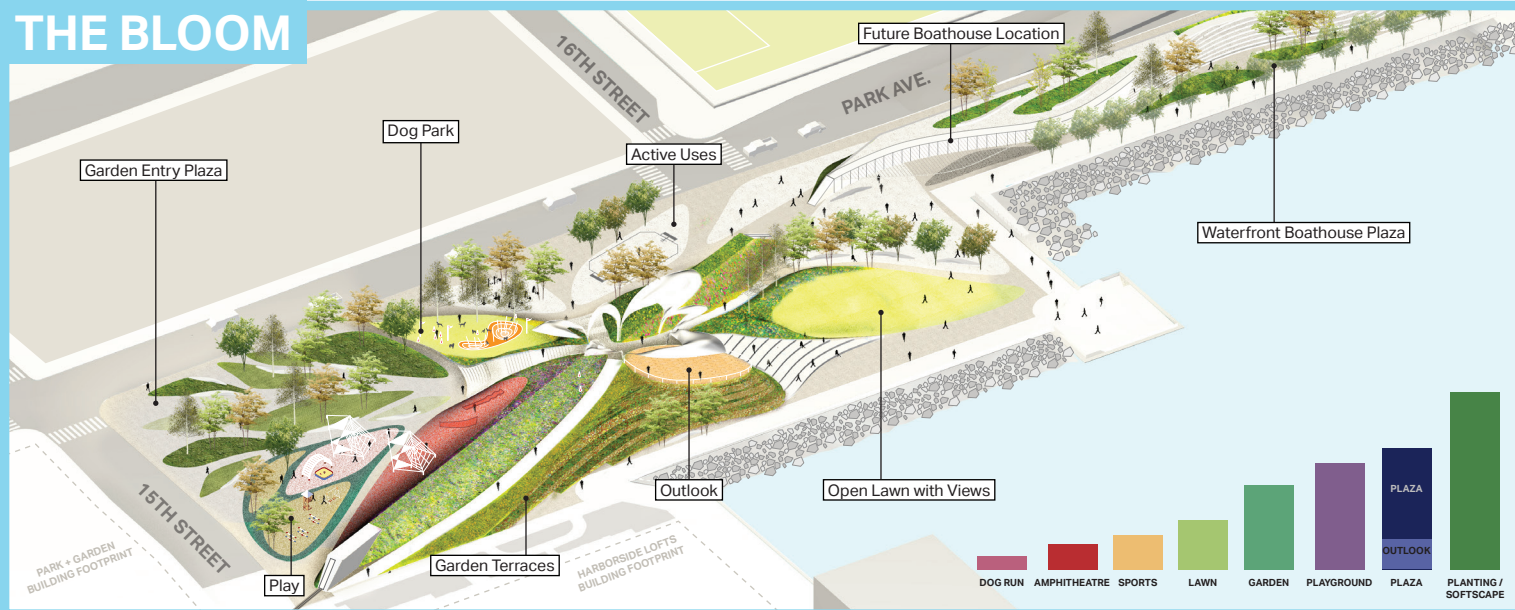
3) Gate Housing System



4) Landform



THE BLOOM



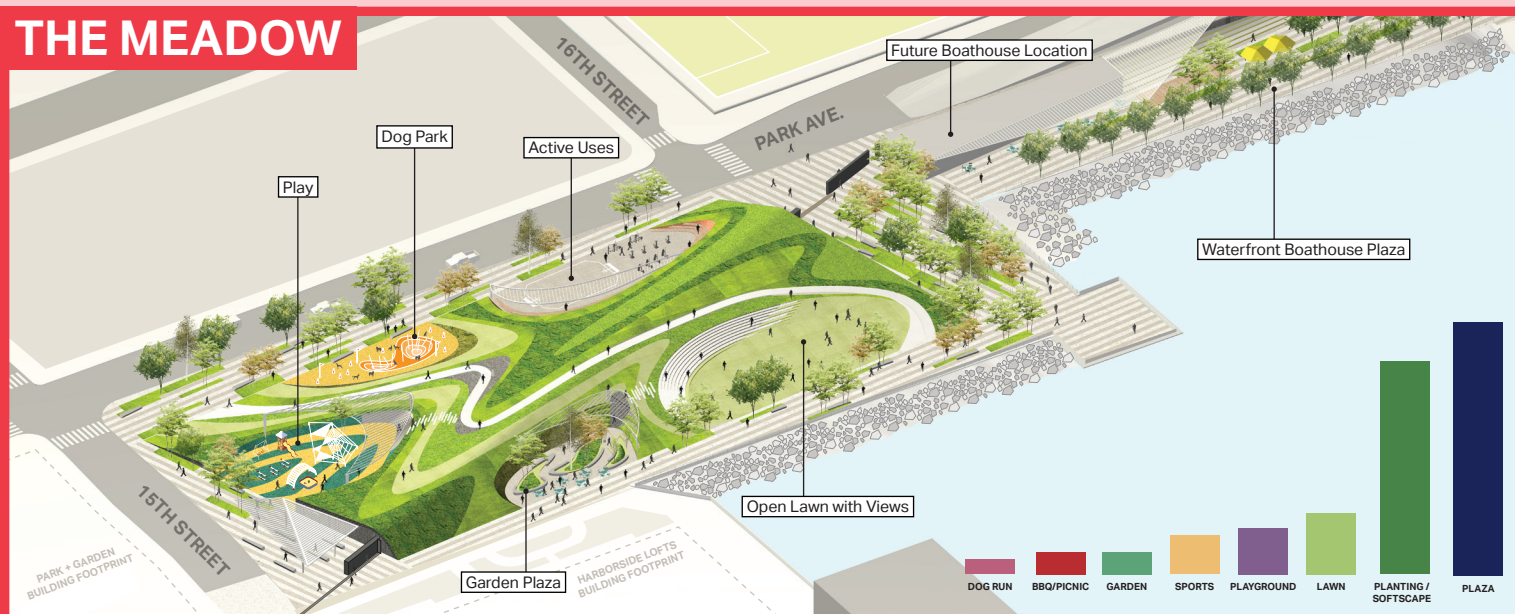
Which key features do you like for...

THE BLOOM

- ☐ Entry garden plaza with planting, trees and seating
- ☐ Play spaces for all ages
- ☐ Elegant shapes featuring vibrant, colorful plantings
- ☐ Elevated outlook petal with blossom shade canopy, surrounded by planted garden terraces
- ☐ Large, gentle sloping lawn adjacent to amphitheater seating
- ☐ A variety of circulation routes through the park
- ☐ Open plaza area near 16th Street for flexible use, markets and events
- ☐ Active uses nearer existing soccer field on 16th Street and Park Avenue

Please provide additional feedback on back

THE MEADOW



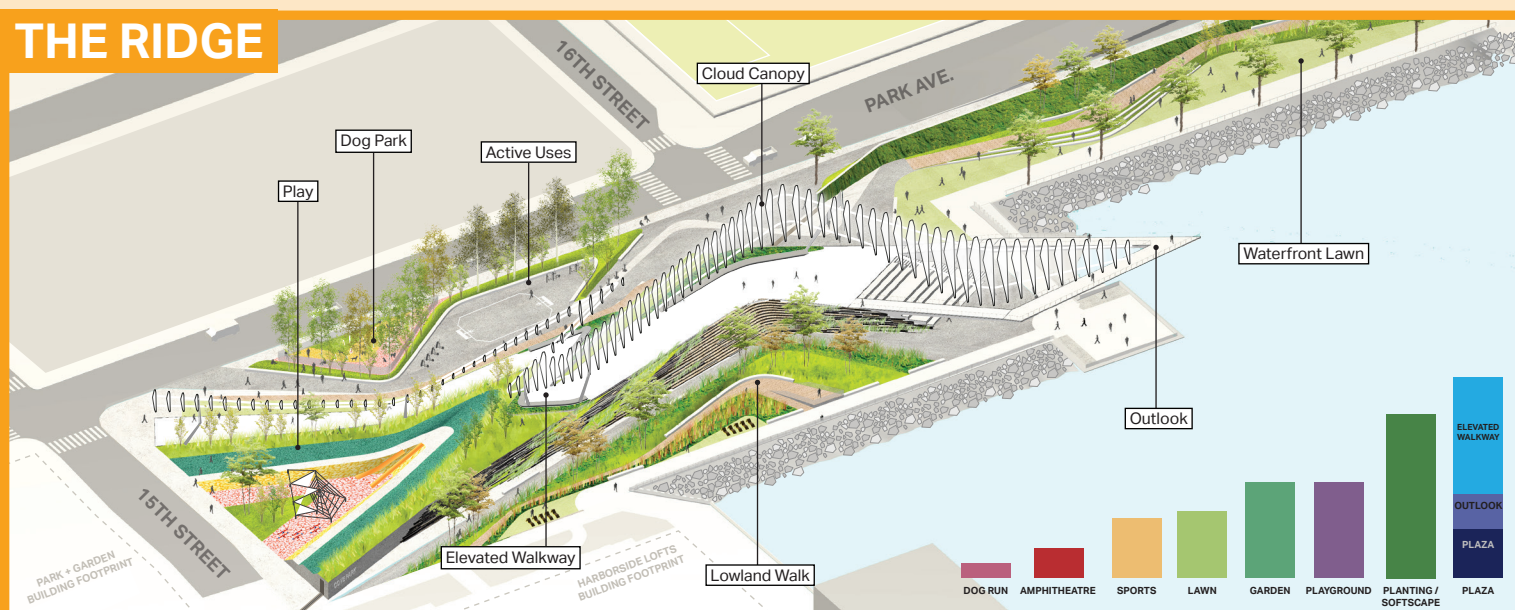
Which key features do you like for...

THE MEADOW

- ☐ Central native planting feature for visual impact as passive enjoyment
- ☐ Play spaces for all ages
- ☐ Large open lawn with amphitheater
- ☐ Secluded pockets with a variety of park uses
- ☐ Path/Trail through nature
- ☐ Various natural elements that change with the seasons
- ☐ Ample flexible plaza spaces with planting, seating and shade
- ☐ A mix of sunny and shaded spaces

Please provide additional feedback on back

THE RIDGE



Which key features do you like for...

THE RIDGE


- ☐ Elevated walkway with defining cloud canopy
- ☐ Lowland walk with seating and unique boardwalk experience
- ☐ Stone "Palisades" feature wall with stepped seating and planting
- ☐ Dynamic outlook providing views, seating and shade
- ☐ Multi-level planted terraces with native plantings
- ☐ Play spaces for all ages
- ☐ Alternate future boathouse location underneath elevated park walkway feature
- ☐ Lawn spaces with great skyline views located in skinny northern portion of the park

Please provide additional feedback on back

What are your thoughts about the...
THE BLOOM



Thank you for your feedback!

TEAR HERE



What are your thoughts about the...
THE MEADOW

Thank you for your feedback!



What are your thoughts about the...
THE RIDGE

Thank you for your feedback!

TEAR HERE

